

#ReopenWithLove Update

Meal/Technology Distribution, Attendance, Schedule Adjustments




Presented by: Jason Kamras, Superintendent

Venue: Richmond City School Board

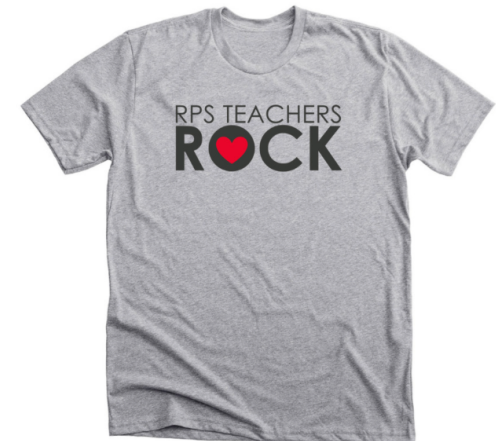
Date: September 21, 2020

RPS Love!

All proceeds will go to RPS families in need and local racial justice non-profits.

| | | |
|---|---|---|
|  |  |  |
| \$2,104.73 | \$36.00 | 578 |
| Total profit | Donations | Total products sold |

Top Sellers!



Meal Distribution

Overview

Our transportation fleet and school nutrition services teams deliver over 8,280 meals to over 1,313 stops daily. Meals are delivered via two bus runs: the first occurs between 7 am and 9 am for K-12 students; and the second occurs between 11:45 am and 1:45 am for Pre-K students and other students who need door-to-door service (e.g., medically fragile students). Our distribution network includes twelve schools that serve as meal distribution hubs, where food is packed on buses each morning. Families are also able to obtain food directly at these sites, from 7:30 am - 10:30 am and from 12:00 pm - 1:30 pm.

| Northside Hubs | Southside Hubs | East End Hubs | West End Hub |
|--|--|--|---|
| <ul style="list-style-type: none">• Overby-Sheppard ES• Henderson MS• MLK MS | <ul style="list-style-type: none">• Blackwell ES• Broad Rock ES• Miles Jones ES• Oak Grove-Bellemeade ES• Boushall MS• Brown MS | <ul style="list-style-type: none">• Chimborazo ES• Armstrong HS | <ul style="list-style-type: none">• Holton ES |

Meal Distribution

Health and Safety Protocols

The following protocols are in place for all meal distribution staff and volunteers:

- Daily screening guides and temperature checks at bus depots and distribution sites
- Mandatory wearing of face masks, fully covering nose and mouth
- Mandatory wearing of gloves by staff preparing and handing out meals
- Mandatory six-foot physical distancing, when possible
- Frequent sanitization of surfaces used for meal preparation
- Daily sanitization of buses

Additional Measures

We are enhancing our health and safety protocols by:

- Providing masks to families that come to pick up meals without face coverings
- Adding signage on school buses requiring mask wearing and physical distancing
- Beginning contactless meal pick-up by placing meals on portable tables at each stop so that families can pick them up without direct interaction with RPS personnel

Meal Distribution

Overall Data

As the chart below indicates, our meal participation rate is well below our pre-COVID and spring closure rates, but slightly above our summer rate. We are exploring this further to determine why the rate remains low and what we can do to increase it.

| Time of Year | Average Meals Served Per Day (2 Meals/Bag) |
|--|--|
| Virtual Fall 2020 (9/8/20 - 9/16/20) | 8,284 |
| COVID Summer 2020 (7/1/20 - 9/7/20) | 7,348 |
| COVID Spring 2020 (3/16/20 - 6/31/20) | 19,862 |
| Pre-COVID 2019-20 (9/2/19 - 3/15/20) | 32,000 |

Meal Distribution

Data by Distribution Hub

| Distribution Hub | Average Meals Served Per Day |
|------------------|------------------------------|
| Armstrong HS | 890 |
| Blackwell ES | 888 |
| Boushall MS | 1,082 |
| Broad Rock ES | 1,100 |
| Brown MS | 508 |
| Chimborazo ES | 474 |

| Distribution Hub | Average Meals Served Per Day |
|-------------------------|------------------------------|
| Henderson MS | 688 |
| Holton ES | 340 |
| Miles Jones ES | 606 |
| MLK MS | 504 |
| Oak Grove-Bellemeade ES | 510 |
| Overby-Sheppard ES | 694 |

Technology Distribution

Overview

At this time, as best as we can tell, every RPS family that has communicated a technology need has received the necessary device/s. As Chromebooks/tablets/hotspots malfunction or are lost, we are replacing them on a case-by-case basis.

Chromebooks

To date, we have distributed approximately 16,200 Chromebooks. As noted previously, we have another 10,000 Chromebooks on order. Once they arrive, we will have enough to replace all tablets and maintain a 10% reserve (best practice).

Tablets

To date, we have distributed approximately 4,000 tablets. Starting the week of 9-28, we will distribute tablets to any Pre-K students who need them. (As noted previously, we started the year off technology for Pre-K students).

Hotspots

To date, we have distributed approximately 10,000 hotspots. Starting the week of 9-28, we will distribute hotspots to any preschool students who need them.

Attendance: Average for First 8 Days of School Year*

| School | 2019-20 | 2020-21 |
|---|---------|---------|
| Albert Hill Middle School | 517 | 516 |
| Amelia Street School (Including 13 Acres) | 30 | 31 |
| Armstrong High School | 786 | 746 |
| Barack Obama Elementary School | 331 | 340 |
| Bellevue Elementary School | 213 | 206 |
| Binford Middle School | 457 | 460 |
| Blackwell Elementary School | 402 | 436 |
| Thomas C. Boushall Middle School | 820 | 501 |
| Broad Rock Elementary School | 924 | 705 |
| Cardinal Elementary School | 697 | 843 |
| Chimborazo Elementary School | 359 | 404 |
| Elizabeth D. Redd Elementary School | 409 | 404 |
| Fairfield Court Elementary School | 448 | 273 |
| Franklin Military Academy | 374 | 369 |
| G.H. Reid Elementary School | 680 | 681 |
| George W. Carver Elementary School | 429 | 401 |
| George Wythe High School | 1,259 | 1,322 |
| Ginter Park Elementary School | 305 | 303 |
| Henry L. Marsh III Elementary School | 362 | 494 |
| Huguenot High School | 1,253 | 1,208 |
| J. B. Fisher Elementary School | 289 | 260 |
| J. L. Francis Elementary School | 577 | 575 |

| School | 2019-20 | 2020-21 |
|--|---------------|---------------|
| John B. Cary Elementary | 276 | 251 |
| John Marshall High School | 544 | 440 |
| Linwood Holton Elementary School | 584 | 522 |
| Lucille M. Brown Middle School | 860 | 708 |
| Martin Luther King Jr. Middle School | 709 | 622 |
| Mary Munford Elementary School | 516 | 463 |
| Miles J. Jones Elementary School | 669 | 568 |
| Oak Grove-Bellemeade Elementary School | 659 | 570 |
| Open High School | 194 | 191 |
| Overby-Sheppard Elementary School | 368 | 290 |
| Patrick Henry School of Science and Arts | 350 | 343 |
| Richmond Alternative School (Including Aspire) | 123 | 244 |
| Richmond Career Education & Employment Academy | 38 | 25 |
| Richmond Community High School | 236 | 227 |
| River City Middle School | 909 | 1458 |
| Southampton Elementary School | 395 | 402 |
| Swansboro Elementary School | 207 | 197 |
| Thomas H. Henderson Middle School | 407 | 457 |
| Thomas Jefferson High School | 685 | 791 |
| Westover Hills Elementary School | 391 | 410 |
| William Fox Elementary School | 450 | 388 |
| Woodville Elementary School | 352 | 372 |
| Total | 21,843 | 21,417 |

*Note that some of the larger year-over-year changes are expected due to rezoning.

Elementary Schedule Adjustments

Key Pieces of Feedback We Heard at the Elementary Level

- The day is rather long, particularly for K-2.
- Going back and forth from synchronous to asynchronous is challenging, particularly for K-2.
- Having different times for lunch makes it challenging for families with multiple elementary-aged children.

Draft Changes at the Elementary Level

- The day is now shorter for K-2.
- All whole group, synchronous instruction now happens in the morning. Small group, asynchronous, and individualized work is in the afternoon.
- Lunch is at the same time for all elementary grades.

Draft Adjusted K-2 Schedule

| Time | Component |
|--|---|
| 9:15 – 9:30 | Community Circle (Synchronous) |
| 9:30 – 10:00 | English Language Arts (Synchronous) |
| 10:00 – 10:05 | Movement Break |
| 10:05 – 10:45 | Math (Synchronous) |
| 10:45 – 10:50 | Movement Break |
| 10:50 – 11:20 | Science/Social Studies or Encore (Synchronous/Asynchronous) |
| 11:20 – 11:50 | Science/Social Studies or Encore (Synchronous/Asynchronous) |
| End of Whole Group Synchronous for the Day | |
| 11:50 – 12:30 | Lunch and Recess |
| 12:30 – 2:00 | Small Group Literacy Rotations (Synchronous/Asynchronous) |
| 2:00 – 2:30 | Individualized Support (Synchronous/Asynchronous) |

Draft Adjusted 3-5 Schedule

| Time | Component |
|--|---|
| 9:15 – 9:30 | Community Circle (Synchronous) |
| 9:30 – 10:35 | English Language Arts (Synchronous) |
| 10:35 – 10:45 | Movement Break |
| 10:45 – 11:50 | Math (Synchronous) |
| 11:50 – 12:30 | Lunch and Recess |
| 12:30 – 1:00 | Science/Social Studies or Encore (Synchronous/Asynchronous) |
| 1:00 – 1:30 | Science/Social Studies or Encore (Synchronous/Asynchronous) |
| End of Whole Group Synchronous for the Day | |
| 1:30 – 3:00 | Small Group Literacy Rotations (Synchronous/Asynchronous) |
| 3:00 – 3:30 | Individualized Support (Synchronous/Asynchronous) |

Middle School Schedule Adjustments

Key Pieces of Feedback We Heard at the Middle School Level

- The day is rather long.
- The 6-period schedule is particularly challenging given all the transitions.

Draft Changes at the Middle School Level

- The day is now shorter for both middle school schedules.
- We are exploring the feasibility of transitioning the middle schools that currently have the 6-period schedule to the 4-period schedule.

Draft Adjusted 6-8 Schedule (4-Period)

| Time | Component |
|---------------|---|
| 9:15 – 9:30 | Community Circle (Synchronous) |
| 9:30 – 10:45 | First Period (Synchronous/Asynchronous) |
| 10:45 – 11:00 | Break |
| 11:00 – 12:15 | Second Period (Synchronous/Asynchronous) |
| 12:15 – 12:45 | Lunch |
| 12:45 – 2:00 | Third Period (Synchronous/Asynchronous) |
| 2:00 – 2:15 | Break |
| 2:15 – 3:30 | Fourth Period (Synchronous/Asynchronous) |
| 3:30 – 4:00 | Individualized Support (Synchronous/Asynchronous) |

Draft Adjusted 6-8 Schedule (6-Period)*

| Time | Component |
|---------------|---|
| 9:15 – 9:30 | Community Circle (Synchronous) |
| 9:30 – 10:20 | First Period (Synchronous/Asynchronous) |
| 10:20 – 10:25 | Transition |
| 10:25 – 11:15 | Second Period (Synchronous/Asynchronous) |
| 11:15 – 11:20 | Transition |
| 11:20 – 12:10 | Third Period (Synchronous/Asynchronous) |
| 12:10 – 12:40 | Lunch |
| 12:40 – 1:30 | Fourth Period (Synchronous/Asynchronous) |
| 1:30 – 1:35 | Transition |
| 1:35 – 2:25 | Fifth Period (Synchronous/Asynchronous) |
| 2:25 – 2:30 | Transition |
| 2:30 – 3:20 | Sixth Period (Synchronous/Asynchronous) |
| 3:20 – 4:00 | Individualized Support (Synchronous/Asynchronous) |

*We are exploring the feasibility of shifting the middle schools that are currently on a 6-period schedule to a 4-period schedule, as doing so would help limit transitions and allow for more asynchronous opportunities during each period. The schedule presented on this slide is what we would use if we were NOT able to make the shift.

High School Schedule Adjustments

Key Pieces of Feedback We Heard at the High School Level

- Many teachers still feel compelled to teach synchronously for all 90 minutes.
- Students who need to work afternoon jobs are not able to do so given the schedule.

Draft Changes at the High School Level

- The four periods are split into synchronous and asynchronous portions. This will provide more clarity for teachers and ensure students have ample asynchronous time.
- Since the last two periods of the day are now asynchronous, students who have afternoon jobs can complete the work from those periods in the evening.

Draft Adjusted 9-12 Schedule

| Time | Component |
|--|---|
| 9:15 – 9:30 | Community Circle (Synchronous) |
| 9:30 – 10:15 | First Period (Synchronous) |
| 10:15 – 10:20 | Transition |
| 10:20 – 11:05 | Second Period (Synchronous) |
| 11:05 – 11:50 | First Period (Asynchronous, Assigned During the Synchronous Portion Earlier) |
| 11:50 – 12:35 | Second Period (Asynchronous, Assigned During the Synchronous Portion Earlier) |
| 12:35 – 1:05 | Lunch |
| 1:05 – 1:50 | Third Period (Synchronous) |
| 1:50 – 1:55 | Transition |
| 1:55 – 2:40 | Fourth Period (Synchronous) |
| Students Who Have Afternoon Jobs Could Complete the Asynchronous Portions of 3 rd and 4 th Period in the Evening | |
| 2:40 – 3:25 | Third Period (Asynchronous, Assigned During the Synchronous Portion Earlier) |
| 3:25 – 4:10 | Fourth Period (Asynchronous, Assigned During the Synchronous Portion Earlier) |