



San Francisco
Police Department

Ingleside Station Newsletter



Inside this issue:

Captain's Message	1-4
Notable Arrest / District Incidents	5-13
Press Releases, Event Flyers, and Misc. Info.	14-47
Career Opportunities / Dept. Info.	48-56
Resource Info. and Contact Phone Numbers	57

Please visit the [Ingleside Station](http://www.sanfranciscopolice.org/stations/ingleside-station) website at:
www.sanfranciscopolice.org/stations/ingleside-station

A/Captain K. Knoble's Message

Fri., June 23rd., 2023

Hello Ingleside Community,

Summer is coming and our community is jumping! I hope everyone's spring has been great, and that you are all looking forward to a great summer. Here at Ingleside Station, we have been busy, busy, busy! Every news cycle you watch, you hear about all the issues going on in Downtown San Francisco, which are real concerns. What seems to be overlooked is how our communities are doing, and that the Ingleside is hopping with activity. There have been numerous events in the district, with more to come as summer nears. This is a reminder to be aware of your surroundings while out and about. Traffic has picked up and we are doing what we can to help address it. I personally want to thank our Traffic Unit, which has been providing enforcement in the area when they can. With this in mind, always drive defensively. Also, a reminder that schools will be getting out soon, and graduations will be taking place, which always contributes to our traffic concerns. Congratulations to all our graduates! Enjoy your summer and stay safe!

(Captain's Message continued on next page.)



A/Captain Kevin Knoble
Commanding Officer

Next Community Meeting:

Details on the date and time for the next meeting are coming soon. Stay Tuned !

Thank you for subscribing to our newsletter!

Please follow us at:

[SFPD Ingleside Station](https://www.sanfranciscopolice.org/stay-safe/crime-data/crime-dashboard)

Twitter

Facebook

Instagram

Crime Statistics and

Maps:

[https://](https://www.sanfranciscopolice.org/stay-safe/crime-data/crime-dashboard)

www.sanfranciscopolice.org/stay-safe/crime-data/crime-dashboard

(Captain's Message continued.)

This month, I wanted to talk about our aging population. Here in the Ingleside, one of the many calls for service we respond to are families who call to report a missing person. In many of the cases, we encounter an elderly parent or grandparent with dementia. I want to share some thoughts with you to help prevent them from getting lost. If you know you have a family member that is showing signs of dementia, do not ignore it, and plan around it. Consider the following things to help locate a family members who may go missing, as these are things that will help the police locate a missing family member.

- If they have gone missing before, where were they found?
- Do they know how to take the bus, or drive?
- Do they take or need medication, and when? Can it be life threatening if they do not take it soon?
- Do you have a recent photo of them? If digital, you can email it to the officer.
- Be prepared to provide a description. One thing to consider is taking a daily picture of them to memorialize what they are wearing. It is so helpful when looking for missing persons to have an updated picture and description. Having a current photograph can be super helpful if we ever go to the media for assistance.
- Consider devices such as "Air Tags" that can provide tracking. Be creative in ways to incorporate and secure these items into their clothing, including their shoes. Another item that can be tracked are "Air Pods."
- Incorporate contact information, like an iron-on name tag, into their clothing.

Remember that there is no time requirement that must pass before you report someone missing. Please do not hesitate to contact the police for assistance in locating someone if you are concerned.


In closing, we just wanted to let everyone know that we'll be hosting our next community meeting on Tuesday, June 20th. The meeting will be held in-person at Ingleside Station.

Stay safe,

Acting Captain Kevin Knoble

**New Mission Terrace
Improvement Association**

4th Of JULY



★ **INDEPENDENCE DAY** ★

Parade & Celebration

FREE TO THE PUBLIC

Tuesday, July 4th, 2023

10AM - 2PM



Parade begins at 100 Capistrano Avenue
at 10:30AM

BALBOA PARK

SAN JOSE AVENUE & SANTA YNEZ AVENUE

SAN FRANCISCO, CA 94112

FOOD • GAMES • FUN



HELM
real estate

New Mission Terrace
Improvement Association

**Excelsior
Action
Group**



**KASEY
BRUCE
MEDIA**



**PEREZ
CONSTRUCTION**



Family
Connections
Centers

JERRY DAY




GPM Electric



The Old
Cultural Participation
Project

For more information: nmtiasf@gmail.com



POLICE • COMMUNITY PARTNERSHIPS



**INGLESIDE POLICE STATION
CELEBRATES**

NATIONAL NIGHT OUT 2023

AUGUST 1, 2023 5 PM - 7 PM

**INGLESIDE STATION
1 SGT JOHN V YOUNG LN, 94112**



**TOGETHER, WE ARE MAKING COMMUNITIES
SAFER, MORE CARING PLACES TO LIVE, PLAY AND WORK**

Notable Ingleside Arrests & Incidents

Although every arrest and incident occurring in the Ingleside District isn't mentioned in our weekly newsletter, our officers are out there every day, working to make the Ingleside District a safer place. In this section of our newsletter, we wish to highlight incidents that demonstrate the excellent work being done by our officers, as well as extend our appreciation to the officers involved. We thank our officers, and encourage them to keep up the great work!

06-13-23 / 04:55 p.m. / Shoplifting Arrests on the 3398 Block of Mission St.

Officers Devine, Miller, Zandanel, Hidalgo, Orlando, Lama, Fyles, and Green worked with Sergeant Guerrero and Sergeant Hoang on an operation to address burglary, fencing, and organized retail crime in the neighborhood. This day's operation was conducted at the Walgreens store located at 3398 Mission Street. As has been reported many times, and as many community members are aware, retail stores throughout the city have seen a large number of theft and robbery incidents related to ongoing shoplifting/retail theft, and this location is one of many victimized by such crimes.

On this day's operation, officers worked cooperatively with the store's staff, and security, who were monitoring theft-related activity inside the store. Over the course of just under three hours, the officers and store personnel worked together to arrest six individuals on separate shoplifting cases. In each instance, each of the six suspects stole an array of items from the store and proceeded to walk out of the store without making any attempt to pay for any of the items. The suspects were each detained without incident, and all the stolen merchandise was recovered. All told, the operation resulted in six individual incident reports, with six suspects arrested for a variety of charges, including shoplifting and burglary, as well as outstanding warrants.

Thanks to their combined efforts, Sergeant Guerrero, his team, and store personnel were able to pro-actively address the concerns expressed by this retail outlet, the community, and SFPD officers. Report numbers 230407686, 230407733, 230407818, 230407846, 230407965, and 230408060

Ingleside Daily Crime Summaries

The following pages contain selected highlights of notable arrests and incidents that were reported on each day during the time frame of this week's newsletter.

As an added tool, we invite our readers to visit the Crime Dashboard on the official website of the San Francisco Police Department at:

<https://www.sanfranciscopolice.org/stay-safe/crime-data/crime-dashboard>

This page (along with others on the [sanfranciscopolice.org](https://www.sanfranciscopolice.org) website) provides crime definitions and allows you to view crime data in the Ingleside District, as well as city-wide, in a variety of helpful ways.

Incident Date**Monday, June 19th, 2023****01:09 a.m. Mission St. / Ney St.****Stolen Vehicle**

Officers Fyles and Hurtado were on patrol passing the intersection of Mission and Ney Street when they noticed a U-Haul truck parked inside the gas station with an occupant seated inside. Officer Hurtado conducted a computer inquiry on the Arizona license plate, which showed it to be listed as a stolen vehicle. The officers quickly notified dispatch and requested additional units to the scene. Officer Fyles and Hurtado positioned their patrol car behind the stolen van in an attempt to affect a high-risk felony traffic stop. As soon as their backup arrived, the officers ordered the suspect out of the van and took him into custody without incident. The suspect was later charged with possession of a stolen vehicle. Officer Hurtado also found out through a computer check that the suspect was also listed as sex offender out of Texas and was out of compliance for not registering in California within five days of his arrival from that state. He was also charged with that as well. Report Number: 230421012

Incident Date**Sunday, June 18th, 2023****03:03 a.m. Holly Park Cir / Murray St. Discharging of a Firearm**

Officers Lama and Sanchez were sent to a ShotSpotter activation near Holly Park Circle and Murray Street. The officers canvassed the area and located six spent shell casings on the street indicating a firearm had been discharged. The officers did not find any victims, witnesses, or suspects. The officer proceeded to collect all six casings as evidence. Report Number: 230419067

08:41 a.m. 3300 Blk. of Mission St. Shoplifting

Officer Espinoza was on patrol conducting passing calls along the 3300 block of Mission Street, due to the numerous shoplifting incidents that have been occurring, mainly at the Safeway and Walgreens stores. While in the area, Officer Espinoza heard dispatch broadcast a shoplifting call that was taking place at the Walgreens store. Dispatch also provided a description of the suspect that was involved. Officer Espinoza rushed over and saw the suspect in question cradling a large number of products in her arms. Officer Espinoza approached the suspect in attempt to take her into custody, but her accomplice, wedged herself in between preventing him from apprehending her. Being outnumbered, Officer Espinoza called for backup. Once Officers Lim and Mora arrived, they were able to take both suspects into custody. The merchandise was recovered and given back to the store. Several employees told the officer that one of the suspects grabbed items off the shelves while the other acted as a lookout. They both walked out of the store when they were confronted by the police. Both suspects were charged accordingly. Report Number: 230419437

Incident Date**Saturday, June 17th, 2023****03:48 p.m. Ney St. / Craut St.****D.U.I**

Officers Hoang, Orlando, and several Ingleside units responded to a possible D.U.I call at the intersection of Ney and Craut Street. The officers were provided with the driver's description and the car that he was in. When the officers arrived, they located the car, which was stopped in a lane of traffic. The officer approached the vehicle and saw the driver seated in the driver's seat. The officers made themselves known as police officers and requested the driver to step out of the car. The driver exhibited delayed responses and would continuously look around without saying anything. After several attempts, the officers had to physically remove the driver from the vehicle. During the investigation, Officer Hoang noticed the driver to have slurred speech and was unsteady on his feet. A field sobriety test was done at the scene, but the driver failed every test. At the conclusion of the investigation, the driver was ultimately charged with driving under the influence. Report Number: 230418081

04:56 p.m. 100 Blk. of Valley St.**Theft**

Officers Estrada and Lau were sent to the 100 block of Valley Street to investigate a theft. The officers first spoke to a neighbor, who said she saw an unknown subject walk up to her neighbor's porch and took a package that had been delivered earlier in the day. At the time of the incident, the witness was able to take a picture of the suspect and the license plate of the vehicle he was in before he fled the scene. The officer then spoke to the owner of the package and said that his wife had ordered two blue and white hooded sweatshirts with the words "Mad happy" embroidered on the front. The officers then conducted a computer inquiry on the suspect's vehicle and discovered he lived in the area. The officers went to the suspect's home and located the vehicle parked in the driveway. Inside the vehicle, the officers saw the stolen hooded sweatshirts resting on the backseat. The officers then rang the doorbell and contacted the suspect. The officers immediately detained the suspect without incident. At the conclusion of the investigation, the officers returned the stolen items and proceeded to cite and release the suspect for the theft. Report Number: 230418354

Incident Date**Friday, June 16th, 2023****05:30 a.m. Unit Blk. of Coleridge St.****Residential Burglary**

Officer Espinoza responded to the unit block of Coleridge Street to investigate a residential burglary. Upon arrival, the victim/homeowner told Officer Espinoza that his neighbor notified him that his garage door was open. The victim immediately went to his garage and saw that one of the windowpanes on the garage door had been damaged as well. He then looked around and noticed that his bicycle had been stolen. He also found a metal rod with a bent tip that had been left behind by the unknown suspect(s). Officer Espinoza determined that the suspect(s) broke the windowpane and used the metal rod to disengage the emergency release cord on the automatic door opener to get inside. Report Number: 230414772

02:30 p.m. Sunnydale Ave. / Bayshore Blvd. Theft

Officers Archilla, Seavey, Anderson, and Sgt. Lau responded to the area of Sunnydale and Bayshore Boulevard regarding a robbery that just occurred. Officer Archilla spoke to the victim, who said she was riding on the Muni bus looking at her phone as the bus continued its route. When the bus came to a stop at the intersection, an unknown suspect reached over her shoulder and snatched her phone out of her hand. The incident happened so fast that the victim could not provide any further details or suspect description. The officers searched the surrounding area and were able to locate the victim's phone. It appeared the phone had been discarded by the suspect. The phone was eventually returned to the victim. Surveillance footage from the Muni bus was requested by the officer to aid in the investigation. Report Number: 230415322

Incident Date**Thursday, June 15th, 2023****01:20 p.m. Lisbon St. / Avalon Ave.****Robbery**

Officer Lim responded to the unit block of Lisbon Street regarding a strong-arm robbery call. Several Ingleside units also responded and began canvassing the area. Medics were already on scene and treating the victim for the injuries she sustained during the incident. The victim said she was walking along Avalon Avenue while talking on her cell phone. She then noticed a subject walking towards her but was not concerned and continued on her way. Without warning, the subject proceeded to snatch her phone out of her hand and also grabbed her purse that she had slung across her body. The suspect then ran off with the victim's items and jumped into a get away car that was waiting mid-block. The victim ran after the suspect and tried to get her property back but was dragged by the car as she tried to open the car door. Video footage of the incident was obtained from surveillance cameras in the area. Report Number: 230412629

Incident Date**Wednesday, June 14th, 2023****03:19 a.m. 5000 Blk. of Mission St.****Burglary**

Officers Vernengo and Yap responded to an audible alarm call at a liquor store located along the 5000 block of Mission Street. When they arrived, the officers could see that the store's front window had been shattered. Unknown if any suspects were inside, the officer requested additional assistance. Officers Bell, Parker, Lazano, and Tatlow soon arrived and assisted in searching the premise. The officers did not find anyone inside but noticed that the business had been burglarized. A witness approached the officers and told them that he was driving along mission Street when he noticed a car double parked next to the liquor store and two subjects actively trying the break the front window. The witness said he kept driving and was afraid to stop. The witness provided a description of the vehicle used in the burglary. The owner arrived a short time later and informed the officers that a large amount of liquor and cigarettes had been stolen. Report Number: 230408747

04:22 a.m. 500 Blk. of Precita Ave.**Burglary**

Officers Zhao and Abea were dispatched to the 500 block of Precita Avenue regarding a burglary in progress. While en-route to the scene, dispatch advised the officers that the 911 caller heard someone breaking into the liquor store and that a truck was double parked in front. As the officers arrived on scene, they saw two subjects coming out of the store. One subject immediately began to run away on foot. The other subject jumped into the truck and fled. Officer Zhao gave chase and attempted to capture the suspect that was fleeing on foot. During the chase the suspect jumped over several fences but was eventually apprehended with the help of additional Ingleside Officers. The store's owner arrived and informed the officers that his cash register containing some cash had been stolen. Also, some burglary tools had been left behind at the scene, which were later seized as evidence. The suspect was eventually charged with burglary, conspiracy, resisting, possession of burglary tools as well as an outstanding warrant for his arrest. Report Number: 230408816

Incident Date**Tuesday, June 13th, 2023****10:16 p.m. 700 Blk. of Moscow St.****Theft**

Officers Vernengo and Tatlow were dispatched to Crocker Amazon Park regarding a theft that took place inside the park. Upon arrival, the officers met with the victim, who said he was sitting down inside the park. After a while, when he was ready to leave, he reached for his backpack and realized it had been stolen. He informed the officers that inside the backpack were numerous items including a second cell phone. The victim said he began tracking the cell phone, which led him outside of the park and onto the 700 block of Moscow Street. The victim looked around and confronted a suspect who had possession of his backpack. After a brief verbal altercation, the suspect returned the backpack. The suspect then casually walked away from the scene when the victim realized that his wallet and some cash had been stolen. Report Number: 230408383



City and County of San Francisco
POLICE DEPARTMENT
MEDIA RELATIONS UNIT
1245 3RD Street, 6TH Floor
San Francisco, California 94158



NEWS RELEASE

June 21, 2023
23-072

SFPD Addresses Safety for Pride Week

The San Francisco Police Department is dedicated to making this year's Pride Week safe and enjoyable. San Francisco Pride is one of the largest Pride celebrations in the world and one of San Francisco's most popular and well-attended events. With large crowds expected, including guests from around the world, providing safety with respect for all is our number one priority.

"The City and County of San Francisco has long been and continues to be a safe haven and a beacon of hope for members of the LGBTQ Community", said Police Chief William Scott. "Throughout PRIDE month, The San Francisco Police Department is working closely with event organizers and our partner law enforcement agencies to ensure that the LGBTQ community can celebrate a safe and joyful PRIDE."

Our department will be staffed to handle all calls for service citywide, and to provide adequate public safety staffing at Pride events throughout Pride Month. Our officers will be vigilant for unlawful or unsafe activity and will respond as appropriate. As with any large event, there are always safety concerns. Safety is everyone's responsibility, including participants, organizers, security staff and law enforcement.

Pride participants can help avoid becoming a victim of a crime by keeping in mind the following safety tips:

- Pride is about community. Look out for each other and report any suspicious persons or activity to event staff or a police officer. A good adage is, "If you see something, say something." In an emergency, call 9-1-1. To provide an anonymous tip, call the SFPD Anonymous Tip Line at (415) 575-4444.
- Stay informed of emergencies or significant events by signing up for emergency text message alerts by texting the word PRIDESF to 888-777. [AlertSF](#) allows us to notify you of emergencies in San Francisco.

Tel. 1-415-837-7395

Fax 1-415-837-7249

E-mail: sfpdmediarelations@sfgov.org

 twitter.com/sfpd

 facebook.com/sfpd

 sanfranciscopolice.org

SFPD 96 (11/15)



City and County of San Francisco
POLICE DEPARTMENT
MEDIA RELATIONS UNIT
1245 3RD Street, 6TH Floor
San Francisco, California 94158



NEWS RELEASE

- Keep your friends close and your drinks closer. Don't accept drinks from strangers. Drink responsibly and don't drink and drive- always use a designated driver.
- The San Francisco Bay Area has a host of [public transit](#) options that will get you to, from and around Pride events.
- If you drive to the festivities, remember to "Park Smart!" Take your valuables with you, don't leave them inside your car.
- Maintain possession of your cell phone, wallet, and other valuables.
- There is safety in numbers. Stay with a group when on the street or leaving bars and clubs. Be cautious about leaving a bar or club with a stranger. A rule of thumb is that if you feel "unsure" about someone, rely on that instinct, and do not go with that person.

###

About the San Francisco Police Department:

The San Francisco Police Department stands for safety with respect for all. Hailed by the New York Times as a major city department "where police reform has worked," SFPD continues to break ground with its voluntary Collaborative Reform Initiative and its work on Mayor London Breed's ambitious Roadmap for Police Reforms. Since 2018, the department has worked in partnership with the California Department of Justice to implement 272 recommendations that aspire to make SFPD a national model of 21st Century policing. Follow our progress at <https://sanfranciscopolice.org/reform>.

Tel. 1-415-837-7395

Fax 1-415-837-7249

E-mail: sfpdmediarelations@sfgov.org

 twitter.com/sfpd
 facebook.com/sfpd
 sanfranciscopolice.org

SFPD 96 (11/15)



City and County of San Francisco
POLICE DEPARTMENT
MEDIA RELATIONS UNIT
1245 3RD Street, 6TH Floor
San Francisco, California 94158



NEWS RELEASE

June 20, 2023
23-071

SFPD Makes Arrest in Central District Shooting

The incident resulted in several injuries, including two juveniles and the suspect being shot multiple times.

San Francisco, CA – On Sunday, June 18, 2023, at approximately 7:12 P.M., San Francisco Police officers from Southern and Central Stations responded to multiple locations in the Southern and Central Police Districts for a report of a shooting that resulted in multiple vehicle collisions. Officers found three crime scenes at the following locations: Beach and Stockton Streets, The Embarcadero and Kearny Street, and The Embarcadero and Howard Street.

SFPD officers responded to the area of Beach and Stockton Streets when they received several reports that the occupants of a white sedan and the occupants of a black SUV were exchanging gunfire as they were traveling eastbound on Beach Street. The suspects continued to exchange gunfire as they drove through several city streets.

Two uninvolved victim vehicles were struck by gunfire in the area of Beach and Stockton Streets. A 48-year-old male victim inside one of the vehicles sustained non-life-threatening injuries when he was struck by broken glass that was shattered as a result of the gunfire. A 34-year-old female victim inside another one of the vehicles sustained non-life-threatening injuries when she was struck by bullet fragments and broken glass. Both victims were transported to a local hospital for treatment.

The vehicles continued to drive south on The Embarcadero. In the intersection of The Embarcadero and Kearny Street, the white sedan struck a 10-year-old female victim, and the black SUV struck a 16-year-old victim, both of whom were crossing The Embarcadero. The 10-year-old victim was transported to a local hospital with non-life-threatening injuries. The 16-year-old was treated at the scene for non-life-threatening injuries.

Continued:

Tel. 1-415-837-7395

Fax 1-415-837-7249

E-mail: sfpdmediarelations@sfgov.org

 twitter.com/sfpd

 facebook.com/sfpd

 sanfranciscopolice.org

SFPD 96 (11/15)



City and County of San Francisco
POLICE DEPARTMENT
MEDIA RELATIONS UNIT
1245 3RD Street, 6TH Floor
San Francisco, California 94158



NEWS RELEASE

Both suspect vehicles continued south on The Embarcadero. At the intersection of The Embarcadero and Howard Street, the black SUV collided with a fixed object and came to a rest. The white sedan fled the scene. Officers detained the two occupants of the black SUV. The occupants were a 28-year-old female, and 23-year-old Lee Haywood of Pittsburg, CA. Haywood and the female were both struck by gunfire during the incident, and both were transported to a local hospital for treatment. Haywood is currently being treated for life-threatening injuries. The female was treated and later released for non-life-threatening injuries.

During the subsequent investigation officers located a semi-automatic firearm and several spent shell casings inside the black SUV. Investigators developed information to place Haywood under arrest in connection with the incident. Haywood was later booked and charged with negligent discharge of a firearm (246.3(a) PC), wanted felon in possession of a firearm (29800(a)(3) PC), carrying a loaded firearm in a vehicle (25850(a) PC), carrying a concealed firearm in a vehicle (25400(a)(1) PC), and carrying a concealed firearm (25400(a)(2) PC). Haywood was also booked on an outstanding warrant out of Antioch.

While one arrest has been made, this remains an open and active investigation. Anyone with information is asked to call the SFPD Tip Line at 1-415-575-4444 or Text a Tip to TIP411 and begin the text message with SFPD. You may remain anonymous.

SFPD Case: 230-420-478

###

About the San Francisco Police Department:

The San Francisco Police Department stands for safety with respect for all. Hailed by the New York Times as a major city department "where police reform has worked," SFPD continues to break ground with its voluntary Collaborative Reform Initiative and its work on Mayor London Breed's ambitious Roadmap for Police Reforms. Since 2018, the department has worked in partnership with the California Department of Justice to implement 272 recommendations that aspire to make SFPD a national model of 21st Century policing. Follow our progress at <https://sanfranciscopolice.org/reform>.

Tel. 1-415-837-7395

Fax 1-415-837-7249

E-mail: sfpdmediarelations@sfgov.org

twitter.com/sfpd

facebook.com/sfpd

sanfranciscopolice.org



City and County of San Francisco
POLICE DEPARTMENT
MEDIA RELATIONS UNIT
1245 3RD Street, 6TH Floor
San Francisco, California 94158



NEWS RELEASE

June 15, 2023
23-070

SFPD Officers Help Visiting Youth Baseball Team

To our Media Partners,

SFPD Chief Bill Scott recently received a letter from a high school baseball coach in Rochester, NY. The coach wanted to share his experience of being a victim of an auto burglary in San Francisco, where the suspects stole a player's bag, containing insulin and medical equipment. SFPD officers quickly made an arrest, reunited the player with his property, and helped clean up the shattered glass of the vehicle that was broken into.

Stories like these illustrate the important work our officers do on a regular basis.

We produced a video with Chief Scott reading the coach's letter with photos from the team's visit to San Francisco here: [SFPD officers help visiting baseball team on Vimeo](#)

Please feel free to use and share this video as well as the letter attached to this news release.

###

About the San Francisco Police Department:

The San Francisco Police Department stands for safety with respect for all. Hailed by the New York Times as a major city department "where police reform has worked," SFPD continues to break ground with its voluntary Collaborative Reform Initiative and its work on Mayor London Breed's ambitious Roadmap for Police Reforms. Since 2018, the department has worked in partnership with the California Department of Justice to implement 272 recommendations that aspire to make SFPD a national model of 21st Century policing. Follow our progress at <https://sanfranciscopolice.org/reform>.

Tel. 1-415-837-7395

Fax 1-415-837-7249

E-mail: sfpdmediarelations@sfgov.org



Chief Scott-

I am a high school baseball coach for the East High School Baseball Team in Rochester, NY. We are an inner-city school and our Varsity baseball team has 16 players most of which are Latino with a few black players and one white player. We were blessed by a partnership with United Airlines to fly to the Bay Area on April 18-22. While in the Bay Area we toured the athletic campus at Cal-Berkeley, watched a Div I game, went to the Oakland Coliseum for an As game, played a high school game vs Berkeley HS, toured the Golden Gate Park, went to the Muir Woods, stopped at Fisherman's Wharf, and then concluded the trip by watching a Giants game at Oracle Field.

On Friday, April 21 we dropped our players and coaches off at Fisherman's Wharf and I parked our 15-passenger van on the street. We were parked for less than 40 minutes. When we returned we were greeted by two of your officers who asked if the van belonged to me. We were victims of a smash-and-grab. Officer Hector Roderte and Officer Dave Colclough identified themselves as San Francisco Police Department even though they were in civilian clothes. They shared that they were on detail in an unmarked car for smash-and-grabs and saw our van getting burglarized. They arrested three individuals and were hopeful that anything we lost could be recovered.

We found out that they only stole one bag but it was the bag of one of my players who was just diagnosed with Type-1 diabetes. All of his insulin and other medical equipment was inside the bag. The officers indicated that we would need to identify the bag at the substation which was 20-25 minutes away. As the head coach I had a range of emotions occurring and I shared that "this was going to ruin our night" as the Giants game was scheduled to start in about 1.5 hours. The officers saw our team (kids of color) and responded with "We are not going to let this ruin your night." They immediately asked for the victim to describe his bag then called their partner that was transporting about 7-8 bags (all recovered from the suspects vehicle.) Their partner identified the bag. The officers with us asked their partner to turn around and bring the bag back to the scene.

In the meantime, Officers Roderte and Colclough advised us how to clean up the mess and secure our window. They helped us locate a broom, cardboard, and duct tape. They immediately filled out a police report for us to give to the rental car company. Within 20 minutes, my players recovered all their items, our window was secured, and we were on our way to the Giants game. We got to the game on time. The players on my team commented in the van, "We have never seen police officers like them." They made such a POSITIVE IMPRESSION on my players. In a day and age when there is so much negative attention toward the police, I wanted to share that your officers exemplified what police work should be about. If there is anything we can do to honor these officers then please let me know. Your officers should be VERY PROUD for the difference and impact they made on the night of April 21.

With gratitude,

Kyle Crandal



City and County of San Francisco
POLICE DEPARTMENT
MEDIA RELATIONS UNIT
1245 3RD Street, 6TH Floor
San Francisco, California 94158



NEWS RELEASE

June 22, 2023
23-073

911 Call Regarding an Aggravated Assault Leads to a Richmond District Officer Involved Shooting

On SAN FRANCISCO (JUNE 22, 2023) – On Thursday, June 22, 2023, at approximately 2:39 a.m., San Francisco police officers from Richmond Station were dispatched to a residence on the 700 block of 31st Avenue for a report of an aggravated assault in progress. An officer arrived on scene and made contact with an 84-year-old male victim in the doorway of the home. During the interaction, the 37-year-old suspect, who was armed with a knife, advanced toward the officer and the victim from inside the home and an officer involved shooting occurred. Additional officers arrived on scene and began rendering aid to the suspect and summoned medical personnel to the scene.

The victim told officers that the suspect had assaulted a 76-year-old female victim inside the home. Officers entered the home and discovered the female victim deceased. A dog was also found deceased inside the home. Medics transported the suspect to a local hospital where he was later pronounced deceased. The male victim was transported to a local hospital and treated for non-life-threatening injuries.

This incident is being investigated by the San Francisco District Attorney's Office; the San Francisco Police Department Investigative Services Division (ISD); the SFPD Internal Affairs Division (IAD); the Department of Police Accountability (DPA); and the Office of the Chief Medical Examiner (OCME).

Additional information will be released as it becomes available. As part of SFPD's commitment to transparency and accountability, a town hall meeting regarding this officer-involved shooting will be held within ten days.

SFPD Case: 230-429-248

###

Tel. 1-415-837-7395

Fax 1-415-837-7249

E-mail: sfpdmediarelations@sfgov.org

 twitter.com/sfpd

 facebook.com/sfpd

 sanfranciscopolice.org

SFPD 96 (11/15)

Ingleside Officers of the Month / June 2023

Ingleside Station's Sergeant Frank Ho would like to introduce our readers to our Ingleside Officers of the Month for June, Officer John Cvetovac and Officer Jeff Cuenca:

"I would like to introduce you to the Officers of the Month for June. Officers John Cvetovac and Jeff Cuenca are being honored as Ingleside Officers of the Month. Officers Cvetovac and Cuenca are receiving this honor for their dedication and commitment to public safety, the community, and fellow officers. Officers Cvetovac and Cuenca currently work the day shift in the Ingleside District.

Officers Cvetovac and Cuenca have been working in the San Francisco Police Department for over sixteen years and have been assigned to Ingleside Station for the past ten years. Officers Cuenca and Cvetovac have been working as partners for the past fourteen years.

Officer Cvetovac was born in San Francisco and continued his childhood in Clayton. Officer Cvetovac's family was originally from Visitation Valley. This is the reason that Officer Cvetovac chose to remain in the Ingleside District. Officer Cvetovac moved to Hawaii shortly after high school, where he learned how to surf. In his spare time, Officer Cvetovac enjoys spending time with his family. Officer Cvetovac also enjoys fishing and trap shooting.

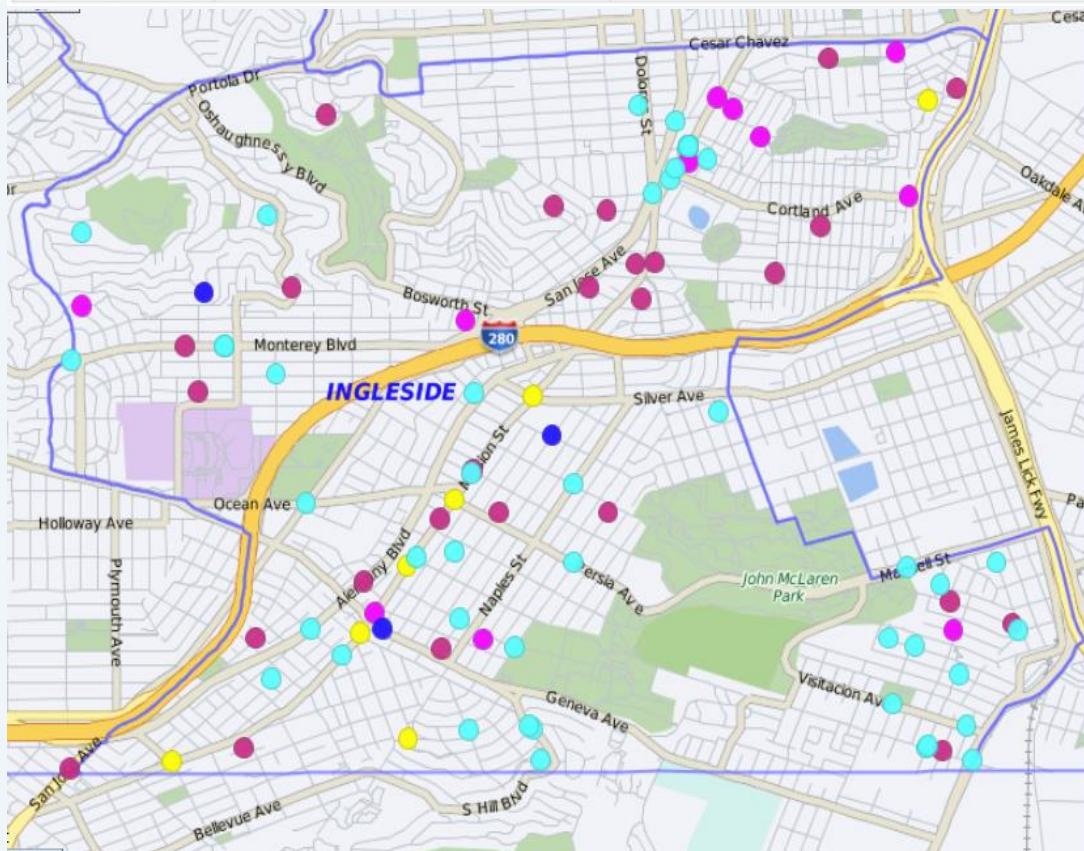
Officer Cuenca was born and raised in San Francisco. Officer Cuenca spent most of his childhood in the Ingleside District. Officer Cuenca attended St. Anthony's School and Riordan High School. Officer Cuenca joined the Marines after high school. In his spare time, Officer Cuenca enjoys watching his favorite baseball team, the San Francisco Giants. Officer Cuenca also enjoys going to Disneyland with his family.

Officer Cvetovac and Officer Cuenca are two of the many members of San Francisco's Finest who serve and protect the community, and we thank them for their service!"

Ingleside Weekly Part 1 Crimes

June 13, 2023 – June 19, 2023

PART I	Crime Category	Crime Subcategory	This Week
	ARSON	ARSON	0
	ASSAULT	Firearm	1
		Hands, Fists, Feet, Etc.	1
		Knife or Cutting Instrument	0
		Other Assaults (Misdemeanors)	5
		Other Dangerous Weapon	0
	BURGLARY	Attempted Forcible Entry	1
		Forcible Entry	4
		Unlawful Entry - No force	6
	HOMICIDE	Murder and Non-Negligent Manslaughter	0
		Negligent Manslaughter	0
	LARCENY THEFT	Auto Burglaries	31
		Person/Other Theft	21
	MOTOR VEHICLE THEFT	Autos	19
		Other Vehicles	1
		Trucks and Buses	6
	ROBBERY	Firearm	0
		Knife or Cutting Instrument	0
		Other Dangerous Weapon	0
		Strongarm (no weapon)	3
	Grand Total		99



INCIDENT

☒ COLOR CODES, INCIDENT COUNT

- Homicide
- Rape
- Assault
- Arson
- Burglary
- Robbery
- Larceny
- Motor Vehicle Theft
- Human Trafficking Sex Act
- Other



2023 CAMP MATHER TEEN OUTDOOR EXPERIENCE

**WHO: YOUTH AGES 14-17
WHO RESIDE OR ATTEND
SCHOOL IN SAN FRANCISCO**

**WHERE: CAMP MATHER IN THE HIGH
SIERRAS**

**WHEN: THURSDAY, AUGUST 24TH –
SUNDAY, AUGUST 27TH**

FOR MORE INFORMATION

EMAIL:
CAMPMATHERTOE@GMAIL.COM

PHONE:
LINDA BARNARD (415) 831-6829



**COMPLETED APPLICATIONS ARE DUE NO
LATER THAN MAY 26, 2023**

**SELECTED PARTICIPANTS WILL BE NOTIFIED
BY JULY 1, 2023**



SAN FRANCISCO
RECREATION
& PARKS

Crime Prevention and Safety

In reviewing our incident reports, we see opportunities to reach out to our community members and provide you with information related to crime prevention and safety tips.

We encourage you to take some time to look through the following pages, in hope that this information will help us all play a part in making our community safer, and prevent someone from being the victim of a crime.

We also encourage you to contact San Francisco Safe at 415-553-1984 or www.sfsafe.org for more crime prevention tips.

Definition of Suspicious Activity

Suspicious activity is any observed behavior that could indicate a crime-related incident has been committed, or about to be committed. Unusual items or situations: A vehicle is parked in an odd location, a package/luggage is unattended, a window/door is open that is usually closed, or other out-of-the-ordinary situations occur.

The following are some examples of Suspicious Activity that are “In progress” crimes, which demand an immediate call to 9-1-1:

- ♦ An individual peering into vehicles, to try, and locate any valuables left unattended.
- ♦ An individual trying door handles to vehicles, and/or residences to gain access to the vehicle and/ or residence.
- ♦ An individual checking front doors of residences to locate any unattended packages, or individuals following delivery trucks to see where the truck is dropping off packages.



**See something.
Say something.**

Definition of Community Policing

Community policing, or community-oriented policing, is a strategy of policing that focuses on police building ties and working closely with members of the communities.

- Homeless Outreach and Outreach to Drug Users: Ingleside Station officers coordinate with city agencies to provide outreach and assistance to rehabilitate those who are dependent on illegal drugs and outreach to homeless individuals to connect them with resources and support.
- Foot Patrols: Ingleside Station has foot beat officers assigned to the Geneva, Leland and Cortland corridors.
- Monthly Police Community Relations Meetings: Community Meetings are held continuously. Station personnel also attend meetings with merchant groups, business groups, development authorities and others. Concerns are voiced and addressed through problem solving.
- Email Updates: Ingleside Station sends out newsletter updates to residents in the District that alerts residents of crime trends, upcoming community events, crime prevention tips, and information on how to contact officers at the District Station.



Crime Definition

Robbery – Robbery is the taking of property from another by using force or by using fear.

Assault – An assault is an unlawful attempt, coupled with the present ability, to commit a violent injury on another person.

Battery - (Misdemeanor battery) is any willful and unlawful touching of another.

(Felony battery) is the use of force or violence upon the person of another that causes serious bodily injury.

***Assault** is when a person swings their arm and battery is when that arm makes contact with another person.

Aggravated Assault – Assault upon another person with a deadly weapon or instrument other than a firearm or by any means of force likely to produce great bodily injury.

Burglary – The intent upon entry into a property to commit grand theft, petty theft, or any felony.

Grand Theft – Grand theft is theft committed when the value of the money, labor, or property taken exceeds \$950.

Petty Theft – Theft where the value of the property taken is less than \$950.

Aging and Disability Resource Centers of San Francisco



Aging and Disability Resource Center's (ADRCs) offer the general public free information and assistance on issues affecting older people and people with disabilities, regardless of income.

INFORMATION AND REFERRAL SERVICES INCLUDE:

- Housing & Shelter
- Translation
- Benefits
- Transportation
- Food & Nutrition
- In-Home Care
- Health & Wellness
- LGBT Programs/Services
- Caregiver Assistance/Support
- Other community resources

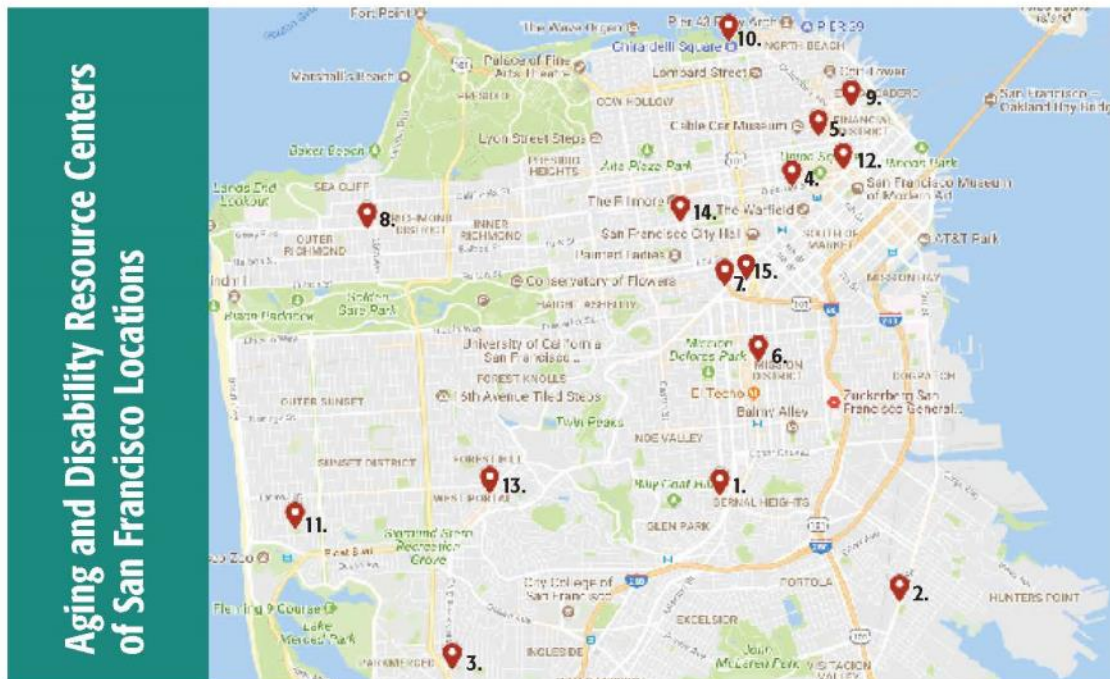
Masks and 6 ft. distancing are required upon entrance into any ADRC facility. Please refrain from visiting any ADRC site if experiencing any symptoms of COVID. Highly advised to call prior to going to any ADRC site, availability is contingent upon reduced office hours due to COVID. All ADRC sites are available for resources via phone and email.

For more information, call or visit one of our sites (contact information and map listed on reverse) or contact the DAAS Benefits and Resources Hub at 415-355-6700.

All numbers listed have English capacity.



These programs are partially funded by the City and County of San Francisco's Department of Aging and Adult Services Benefits and Resources Hub.



1. **30th Street Senior Center:**
225 30th Street, 3rd Floor, San Francisco, 94131
Spanish 415.550.2221 | 415.550.2225
2. **Bayview Senior Connections:**
1753 Carroll Avenue, San Francisco, 94124
Chinese (M, W mornings) 415.647.5353 | Samoan 415.647.5353
3. **Catholic Charities–OMI Senior Center:**
65 Beverly Street, San Francisco, 94132
Chinese 415.334.5558
4. **Downtown San Francisco Senior Center:**
481 O'Farrell Street, San Francisco, 94102
Chinese 415.202.2983 | 415.202.2982
5. **Geen Mun Activity Center:**
777 Stockton Street, San Francisco, 94108
Chinese 415.438.9804
6. **Mission Neighborhood Centers:**
362 Capp Street, San Francisco, 94110
Spanish 415.653.5750
7. **Openhouse:**
65 Laguna Street, San Francisco, 94114
English only 415.347.8509
8. **Richmond Senior Center:**
6221 Geary Boulevard, 3rd Floor, San Francisco, 94121
Russian 415.404.2938 | Chinese 415.405.4672
9. **Self Help for the Elderly - Main Office:**
601 Jackson Street, Basement, San Francisco, 94133
Chinese 415.677.7585
10. **SFSC Aquatic Park Center:**
890 Beach Street, San Francisco, 94109
Chinese 415.202.2983 | 415.202.2982
11. **South Sunset Activity Center:**
2601 40th Avenue, San Francisco, 94116
Chinese 415.566.2845
12. **Toolworks - Main Office:**
25 Kearny Street, Suite 400, San Francisco, 94108
ASL 415.733.0990x613
13. **West Portal Clubhouse:**
280 Claremont Blvd, San Francisco, 94127
Chinese 628.502.0828
14. **Western Addition Senior Center:**
1390 1/2 Turk Street, San Francisco, 94115
Chinese (T, TH - 10am-3pm) 415.921.7805
15. **DAAS Benefits and Resources Hub**
2 Gough Street, San Francisco, 94103
Chinese, Spanish, Tagalog, Japanese, and Vietnamese 415.355.6700
Additional languages available via Language Line

Residential Burglary Prevention

Our homes are a place of comfort, refuge, and security for ourselves, family, and friends. Unfortunately, residential burglaries are a far-too-common occurrence nationwide, and can be a traumatic experience for those victimized under these circumstances. Burglaries can occur any time of the day, in any neighborhood, but you can never be too careful when it comes to securing your home and taking simple measures to help reduce the chance of falling victim to a home burglary. Here are some tips we'd like to share with you on this important topic.

- Start with a security survey. If you can identify any vulnerable entry points, chances are good that a burglar can too. Never leave keys in "hidden" places. Burglars know all the likely places to look. When moving into a new home, or if you lose your keys, have all the locks changed.
- Secure your entry points with strong doors and windows. Reinforce these entry points with dead bolts, quality keyed locks, and secure door and window frames. Make sure your door hinges are on the inside. Door gates and window bars can also help prevent ready access to the most common points of entry.
- Keep your outside doors, gates, and garage doors closed and locked at all times, especially when away from home, and before going to bed. Always secure any door that leads from the garage into the interior of the home. Also, never leave a garage door opener visible in a vehicle, as this is a ready method of entry into the garage and home.
- Keep trees and shrubs pruned so as to not provide hiding places or concealment for burglars. Try not to cover windows, doorways, or other points of entry with overgrown trees and shrubs. Don't leave ladders, tools, trash cans, or anything that could be used to gain entry to your home readily accessible to suspects.
- Never underestimate the benefits of exterior lighting, motion activated/sensitive lights, and security cameras. They not only help prevent burglaries, but are instrumental in helping to collect valuable evidence. Consider a home alarm system, and if you have one, use it! Activate your system as needed to provide alerts of any unlawful entry.
- Leave valuables out of sight, be it out in front of your home, in an open garage, or visible through windows. Consider using window coverings on entry doors, windows, and garage doors to help prevent ready view into the interior of your home. Make your home look occupied. Use automatic timers on lights, and consider leaving a T.V. or radio on.
- Don't allow mail, flyers, newspapers, garbage/recycling bins, and package deliveries to build up in front of your home. If need be, ask a trusted neighbor to collect these items. If you plan to be away, don't needlessly share vacation plans on social media or in general.
- Be a good and aware neighbor. You are the eyes and ears of your neighborhood, and an important part of our community policing efforts. Communicate with your neighbors and share information, either through a neighborhood watch program or online group. You know your neighborhood best, so look out for one another, and if anything appears suspicious, don't hesitate to call the police immediately.
- If you return home to find your home broken into, don't go inside, don't touch anything, and call the police immediately.

Stay safe, aware, and informed!

Preventing “Keyless” Auto Break-ins & Thefts

Nationwide, auto break-ins and auto thefts continue to be a common occurrence due to the opportunistic nature of the crime, the speed at which the incident can occur, and the potential for rewards. As motorists and passengers, we’ve all had to become proactive in preventing this type of crime by adopting basic measures, such as securing all vehicle doors and windows, keeping all valuables and other property out of view, not leaving a vehicle running and unattended, and using steering wheel locking devices, alarms, ignition locking devices, etc.

As vehicle technology has advanced (remote entry/unlocking/starting, keyless fobs, vehicle ignitions, etc.), so have the methods used by thieves to enter vehicles to take property, or the vehicle itself. Law enforcement agencies have seen a rise in “keyless” auto break-ins and auto thefts, involving the use of electronic devices designed for the purpose of defeating wireless unlocking technology. As these types of incidents become more common, we all need to do our part to help prevent these crimes.

How does it work? In short, auto thieves are using a variety of electronic devices to intercept radio signals transmitted through key fobs and remotes. These signals include “rolling codes” which change with each press of a button, and “fixed pin codes” commonly used in older technology, such as garage door openers. Many of these devices are small, easily concealable in a pocket, and can be used to exploit signals from key fobs and remotes in order to easily unlock vehicle doors, start the vehicle ignition, and open electronic garage doors, without damage or use of force. Of further concern, is the hacking of mobile apps that allow a driver to unlock car doors through the aid of their phone.

So, how can you best prevent keyless car theft? Here are some basic habits you can practice to keep from becoming a victim:

- After locking your doors remotely, check for alarm indicator lights to be illuminated, and check to see that your car doors are locked.
- Consider storing keys and key fobs that transmit wireless signals in a small signal-blocking protective pouch. These pouches are available online and in stores, and work like the protective pouches and wallets that store passports, credit cards, and other forms of indicia that utilize radio signal technology.
- Some key fobs can be turned off. Find out if yours can, and do so when you’re away from your vehicle, or at home.
- Use technology to your advantage! Tracking devices are available which can help to monitor activity with your vehicle, and track it if stolen. Also, update any software installed on your vehicle.
- Consider placing lighting and security cameras in front of your home which not only serve as a deterrent to home burglaries, but are also positioned so as to make your vehicle readily visible and less attractive to thieves.

Keep in mind that a thief’s first instinct is to get away as soon as they’ve committed a crime, so calling in as soon as you observe suspicious activity will provide officers with added valuable time to respond. This not only helps to prevent crime, but increases the likelihood of making an arrest, and making your neighborhood safer from criminal activity.

Stay vigilant, and safe!

What is a Robbery

Robbery is the felonious taking of personal property in the possession of another, from his/her person or immediate presence, and against his will, accomplished by means of force or fear (section 211 California Penal Code.)

212 pc The Fear mentioned in Section 211 may be either:

1. The fear of an unlawful injury to the person or property of the person robbed, or of any relative of his or member of his family; or,
2. The fear of an immediate and unlawful injury to the person or property of anyone in the company of the person robbed at the time of the robbery.

213 (a) Robbery is punishable as follows:

(1) Robbery of the first degree is punishable as follows:

(A) If the defendant, voluntarily acting in concert with two or more other persons, commits the robbery within an inhabited dwelling house, a vessel as defined in Section 21 of the Harbors and Navigation Code, which is inhabited and designed for habitation, an inhabited floating home as defined in subdivision (d) of Section 18075.55 of the Health and Safety Code, a trailer coach as defined in the Vehicle Code, which is inhabited, or the inhabited portion of any other building, by imprisonment in the state prison for three, six, or nine years.

(B) In all cases other than that specified in subparagraph (A), by imprisonment in the state prison for three, four, or six years. (2) Robbery of the second degree is punishable by imprisonment in the state prison for two, three, or five years.

(b) Notwithstanding Section 664, attempted robbery in violation of paragraph (2) of subdivision (a) is punishable by imprisonment in the state prison.

Ingleside Station 2012
© 2012



To file a Police Report

or any Non-Emergency

Dial (415) 553-0123

In an Emergency

Dial 911

Multilingual Lines

Ingleside Police Station
#1 Sgt John V. Young Lane
San Francisco, CA 94112

Phone: (415) 404-4000

Fax: (415) 404-4008
inglesidepolicestation.com



Don't be the NEXT



VICTIM!

A Message From:
Captain Nicole Jones
Commanding Officer
Ingleside Police Station

Did You Know?

Robbers and thieves are targeting people that are on their iPhone or iPad as they exit the public transportation. Try to avoid displaying or using them in public. To maximize your personal safety, take time to plan and prepare at home to for your safety before leaving. Your worth it!

Here are a few tips you can follow to make yourself safer

- Digital music players and cell phones are a common target of thieves and robbers. Wearing headphones and ear buds greatly reduce your ability to hear and distracts you from potential dangers.
- Limit your valuables by carrying only what you need.
- When on the street, be ALERT and AWARE at all times. Keep "GOOD EYE" contact with the people around you.
- Walk with confidence and purpose. Most victims are targeted because they appear not to be paying attention to their surroundings.
- A handbag or book bag with a strap should not be worn across the body. It should be carried under that arm and released if grabbed.
- If taking public transportation, have your money or your Fast Pass ready in hand. Do not fumble with your wallet; you might draw attention to a pickpocket.
- While on public transportation (MUNI Bns) be aware that most robberies occur when the bus stops and happens to the people that are seated by the back doors.
- Trust your instincts! If you feel uncomfortable or threatened by another person(s), seek help immediately. A whistle is a great device to have when you need to call attention to yourself.



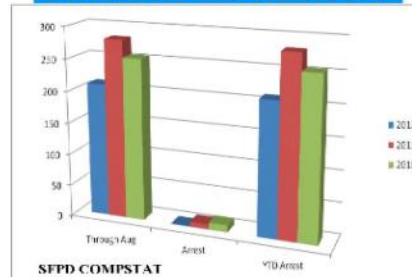
SFPD Ingleside Station

Protect Yourself

- When going home, call ahead. Let someone know where you are and the route you are taking.
- There is safety in numbers walk home with another person or a group, never alone.
- Always use well lit streets, and never take short cuts.
- Have your house/car keys in hand ready to use before you get to the door.



Between the Numbers



Protect your laptop

The majority of electronic property that is stolen is because the thieves can see it! Carry your laptops in non-descript bags. Standard cases for laptops clearly portray the contents making it easier for thieves to spot in a crowd.

Safety in your car

Close the Door!

People usually feel safe when they are within a mile radius of their home so they let their guard down. Thieves know this and usually watch for people coming home that are distracted with groceries or packages. If you are like most people, you really don't check the area prior to opening your garage door. In San Francisco some garages are not attached to the home. Here are some general tips for your safety:

- Check the area visually for suspicious persons lurking or trying to conceal themselves.
- Follow your instincts drive around the block if you see someone suspicious.
- When unloading your car, if possible, close the garage door before getting out of the car.
- For a detached garage, have someone come out from the house and help.
- Never leave the car unattended in the garage while unloading.
- Never leave the keys in the ignition or trunk.
- Keep shrubs trimmed low so persons cannot hide.
- Install a motion light outside the garage and an automatic light inside.
- Make sure your remote and door are working properly.

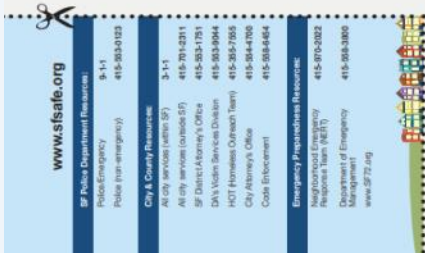


Don't be the next...VICTIM!



Good Car Safety Habits to Adopt

1. Never leave your car running unattended.
2. Lock your doors when you get in your car.
3. If you see a motorist in distress, call 9-1-1 rather than stopping to help.
4. If you are being followed, drive to the nearest police or fire station. A populated area is a good default.
5. Keep your vehicle and tires in good condition to prevent breakdowns – stranding you in a dark or unfamiliar place.



SAFE, a crime prevention education 501(c)(3) non-profit, helps residents, police and community groups work together to create vibrant neighborhoods.

Everyone who lives, works and visits San Francisco has the right to be safe. SAFE provides educational services that empower San Franciscans with techniques to prevent crime.

To make a tax-deductible donation or learn more, visit us online at: sfsafe.org

850 Bryant Street, Room 135
San Francisco, CA 94103
415-553-1984
info@sfsafe.org



Sponsored in cooperation with the San Francisco Police Department



Car Theft Prevention and Break-in Safety



Empowering Communities to Create a Safer San Francisco

sfsafe.org



As vehicle break-ins continue to be problematic in San Francisco, SAFE's role in the community is more important than ever. Your role is critical, too. You may be able to minimize the chance of a vehicle break-in, theft or carjacking. Don't become a victim! Use common sense. It's your best defense.

6 Theft and Break-in Safety Tips When Your Car Is Parked



- 1 **Trunk:** Never leave valuables in your car unattended. If necessary, place valuables in your trunk before you park.
- 2 **Car Lock:** Always lock your vehicle, close windows/sunroof completely, and take the keys.
- 3 **Glove Box:** Remove all papers with your personal information from your vehicle including mail, bills, checkbook, etc. Keep your vehicle title (pink slip) safe at home.
- 4 **Street Light:** Park in a well-lit area that's busy with foot traffic and/or has a parking attendant. Note where you parked.
- 5 **Car Key:** Never keep a spare key in or on your vehicle. Give parking attendant only your car key. Keep your other keys with you.
- 6 **Garage Door Opener:** When parking outside your home, never leave your garage door opener in your vehicle.

Cars are less likely to be broken into when they appear empty - never leave valuables in your vehicle.

If You Become a Victim of Vehicle Theft or Break-In

The best way to prevent vehicle theft or break-in is to always lock doors, close windows/sunroof, and never leave valuables in your car. If a theft or break-in occurs, report immediately to the police. Provide detailed information that can help identify your vehicle or stolen items:

- License plate number and VIN number
- Any identifying features that make your vehicle distinctive (stickers, window decals, dents, etc.)
- Any special items of value (phone, radio, GPS, CD player, tire brand and size)

Avoid carjacking by staying alert when you stop. If carjacked, do not resist. Give up your car and go to a safe place to dial 9-1-1.



San Francisco SAFE

Empowering Communities to Create a Safer San Francisco

- Neighborhood Watch
- Community Organizing
- Security Assessments
- Safety Education

sfsafe.org
415-553-1984






Safety Tips Inside Your Building

1. Stay alert in areas such as the garage, laundry room, elevators, stairwells and hallways
2. Shared areas should be well-lit and painted in white or a light color
3. While in the elevator, stand close to the control panel: if accosted, press the buttons of all floors
4. Ensure your mailbox is secure to prevent identity theft: list only your first initial and last name

Visit sfsafe.org to learn how to join or start a Neighborhood Watch Group or to request a free Residential Security Assessment.



SAFE, a crime prevention education 501(c)(3) non-profit, helps residents, police and community groups work together to create vibrant neighborhoods.

Everyone who lives, works and visits San Francisco has the right to be safe. SAFE provides educational services that empower San Franciscans with techniques to prevent crime.

To make a tax-deductible donation or learn more, visit us online at: sfsafe.org

850 Bryant Street, Room 135
San Francisco, CA 94103
415-553-1984
info@sfsafe.org



Sponsored in cooperation with the San Francisco Police Department



Residential Safety



Empowering Communities to Create a Safer San Francisco

sfsafe.org



Whether you live in a single family home, condo, or a large apartment complex in San Francisco, there are a number of ways you can keep your residence safe and secure. Working together as a community with your neighbors and building management can significantly improve your residential safety.



- 1 **Garage:** When entering or leaving the garage, watch to ensure door shuts completely. Lock stored bikes to a sturdy rack.
- 2 **Car:** Always lock your vehicle when parked in your garage and remove all valuables. Never leave garage door opener in your vehicle when parked outside your home.
- 3 **Spare Key:** Never hide spare keys. If you need to have a spare key available, leave it with a trusted neighbor.

- 4 **Door Buzzer:** When a visitor rings your bell, confirm who it is by intercom before you grant them access. Similarly, never let strangers follow you through the front door.
- 5 **Security Cameras & Alarm Systems:** Cost effective tools for preventing crime and identifying criminals.
- 6 **Light Timers:** Installing timers on the exterior of your residence is an effective and energy efficient way to deter criminal activity.
- 7 **Doors/Windows:** Always keep doors and windows locked.

Keep property in good repair. Maintain visibility to your neighbors for increased safety.

Door and Window Safety

Doors:

- Should be made of solid wood or metal
- Have a single cylinder deadbolt lock and a 1-inch bolt
- Have a front door viewer or peep hole with a 180-degree range
- Clearly display unit number

Windows:

- Replace if glass is cracked and replace all damaged or missing locks
- Ground level windows should be burglary resistant: consider purchasing windows with reinforcement wire, laminate, or tempered glass
- Polycarbonate plastic or metal grates can be installed over existing ground level windows
- Windows above ground level are not considered secure: if used for ventilation, lock in position and keep open no more than 3 inches



San Francisco SAFE

Empowering Communities to Create a Safer San Francisco

- Neighborhood Watch
- Community Organizing
- Security Assessments
- Safety Education

sfsafe.org
415-553-1984





建築物內的安全訣竅

1. 在車庫、洗衣間、電梯、樓梯及走廊等地區時要保持警覺。
2. 公共區域應有充足照明並以白色或淺色漆粉刷。
3. 在電梯內，靠近樓層控制鈕的地方站立；若有人逼近，將所有樓層的按鈕按下。
4. 確保您的郵箱安全，以防身分遭到盜竊：只列出您的名字首字母和姓。

請造訪 sfsafe.org 網站，以了解如何加入或成立一個社區守望團體，或要求進行一項免費的住宅安全評估。



SAFE 是一個犯罪防治與侵入安全教育的 501(c)3 非營利組織，協助居民、警方和社區團體共同合作，創造充滿活力的鄰里。

在三藩市居住、工作以及來訪的每一個人都有人身安全的權利。SAFE 組織提供教育服務，培養三藩市市民各項防範犯罪的技能。

如要向本組織進行可抵扣稅金的捐款或希望進一步了解本組織，請造訪我們的網站：

sfsafe.org

850 Bryant Street, Room 135
San Francisco, CA 94103
415-553-1984
info@sfsafe.org



三藩市警察局聯合贊助



住宅安全



加強社區力量，創造一個更安全的三藩市

sfsafe.org

無論您住在三藩市的獨棟家庭住宅、共渡公寓（康斗）或大片公寓住房，您可以利用下述方法保持您住所的安全。和鄰居及建築物管理單位共同合作，發揮守望相助的精神，以大幅改善住宅安全。

7 個住宅安全訣竅



1. **車庫：**進入或離開車庫時，注意車庫門務必完全閉上。收納自行車時，請鎖在牢固的車架上。
2. **汽車：**停在車庫內的车子要鎖上，並帶走所有的貴重物品。將車停放在自家住宅外時切勿將車庫門遙控器留在車內。
3. **備用鑰匙：**切勿藏起備用鑰匙。如果您需要一把備用鑰匙，請將它交給可信任的鄰居保管。
4. **門鈴：**當有訪客按您的門鈴時，先用對講機確認來者何人後再讓其入內。同樣地，切勿讓陌生人跟隨您通過前門。
5. **監視攝影機和警報系統：**是防止犯罪和指認罪犯的高成本效益工具。
6. **燈光定時器：**在您住宅外部安裝定時器是一種遏止犯罪活動的有效且節能的方式。
7. **門 / 窗：**隨時保持門窗鎖上。

保持住宅良好的維修狀態。讓鄰居看得到您的住宅，以增加安全性。

門窗安全

門：

- 應以實心木或金屬材質製成
- 有一個單圈固定栓鎖和一個一英寸的螺絲
- 有一個視角涵蓋180度的前門觀看裝置或窺視孔
- 清楚顯示門牌號碼

窗：

- 如果窗戶玻璃有裂縫要更換，並且應更換所有缺損的鎖
- 地面樓層的窗戶應具有防盜功能：考慮購買含有強化金屬絲、層壓板或強化玻璃的窗戶
- 可在現有的地面樓層窗戶上加裝聚碳酸酯膠或金屬材質的格柵
- 地面樓層以上的窗戶並不安全：如果用來通風，請將它鎖好並且不要打開超過3英寸



三藩市 SAFE 組織

加強社區力量，創造一個更安全的三藩市

- 鄰里守望巡邏隊
- 社區組織化
- 安全評估
- 安全教育

sfsafe.org
415-553-1984





PREVENT GARAGE DOOR BREAK-INS



Garages can sometimes be the most vulnerable area of the home and they are often the entry point most targeted by thieves because of the easy access to the home. Here are some tips to help secure your garage and protect it from theft.



ALWAYS CLOSE YOUR GARAGE DOOR

This may seem obvious, but just drive through any residential neighborhood and you'll likely see a few wide-open garage doors. This is an invitation to burglars and at the very least, you're allowing passersby to easily view the contents of your garage.



INSTALL MOTION-SENSITIVE LIGHTS

Homes and garages with poor exterior lighting become more appealing targets for burglars. Ensure all entry points are well-lit. Constant lighting supplemented by motion sensitive lighting is best.



REINFORCE THE GLASS ON THE GARAGE DOOR

Add vinyl adhesive to reinforce garage windows. You can also opt for a frosted or translucent glass design to allow sunlight in while obscuring contents inside.



DON'T LEAVE GARAGE DOOR REMOTE IN YOUR CAR

A garage door remote is basically another key into your home and thieves won't hesitate to use it if they find it. Opt to use a remote on a keychain.



INSTALL AN INTERIOR MANUAL GARAGE DOOR LOCK

When leaving on a vacation or for extended periods of time, disconnect automatic door motor and install a manual lock.



TIE EMERGENCY RELEASE CORD

Tying your emergency release cord into a small ball will make it more difficult to reach by thieves who manage to break the garage windows.



INSTALL SURVEILLANCE CAMERAS

There should be at least 1 exterior mounted camera facing the street and registered with the D.A.'s office.



SECURE ANY VALUABLES

Keep all tools in cabinet systems with locks and be sure to hang and lock any bicycles. As much as possible, try to avoid keeping valuable items in the garage or inside vehicles.



HAVE A QUALITY, FUNCTIONING GARAGE DOOR

Garage doors should be as secure, sturdy, and well-built as your front door and should remain in good condition and tight fitting. Deadbolts should also be added to the garage-to-house door.



INSTALL INTERIOR MAIL SLOT HOOD COVER

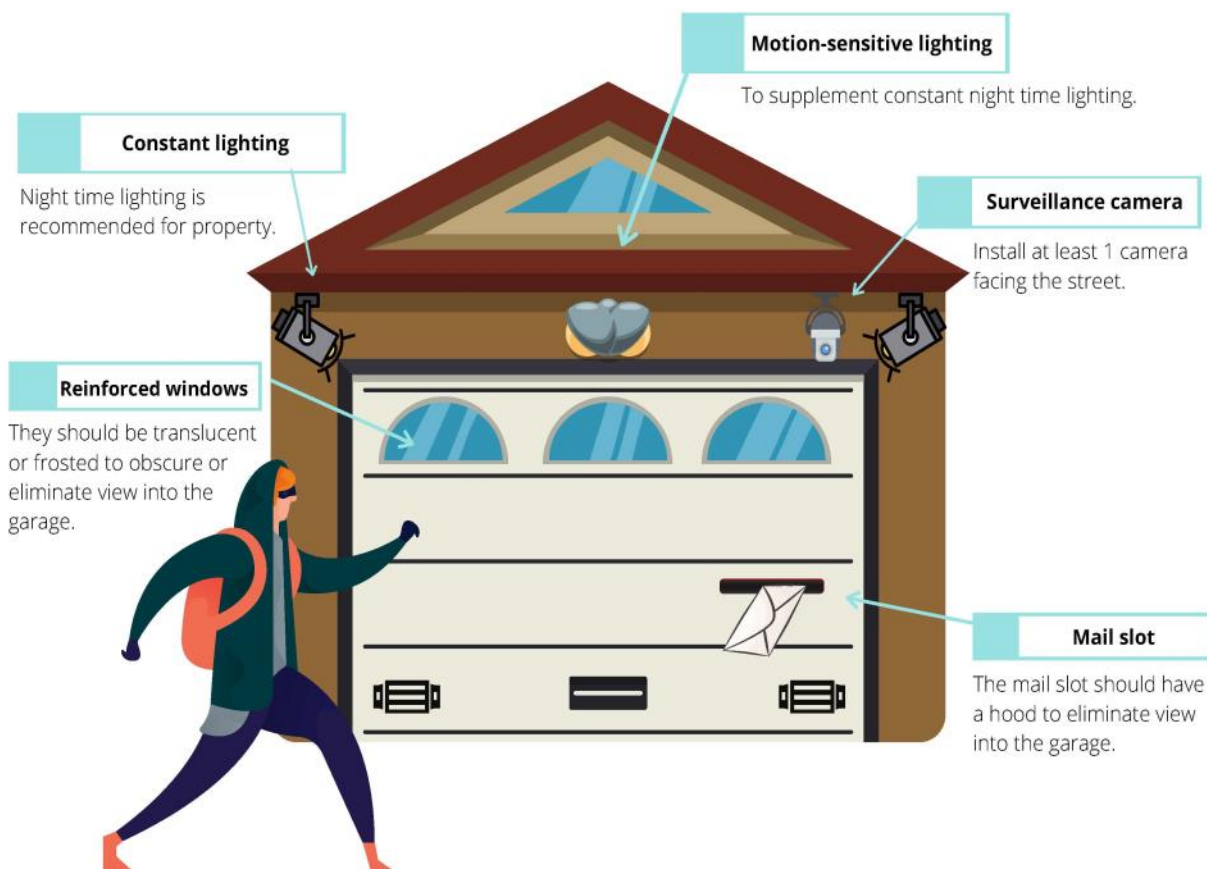
If the garage door is equipped with a mail slot, a hood cover will prevent any view into the garage and its contents, eliminating enticement to enter.

For additional information, please contact SF SAFE at (415) 553-1984 or visit sfsafe.org



PREVENT GARAGE DOOR BREAK-INS

ANATOMY OF A SAFE GARAGE



Your home is only as safe as its weakest entry point.

Your garage is an important part of your home and securing your garage is one of the most essential steps to securing your entire home. It is always recommended to regularly check and update your home's security system and safety measures.

For more information, please contact SF SAFE at (415) 553-1984 or visit sfsafe.org.



PACKAGE THEFT PREVENTION GUIDE

One rarely falls in love without being as much attracted to what is interestingly wrong with someone as what is objectively healthy



WON'T BE HOME?

Use the "Hold Package" option at USPS.com to have packages held at location post office for pick up. You can also arrange for neighborhoods to pick up any packages that might be delivered.



CUSTOMIZE DELIVERIES

Customize deliveries by adding specific delivery instructions using USPS.com and your tracking number. You can also schedule packages to arrive when you are home or reroute packages.



USE SPECIAL SERVICES

Use USPS special services like *Signature Confirmation* or *Registered Mail* to add a layer of security.



DELIVER TO SECURE LOCATIONS

Send packages to secure locations such as Amazon Lockers, FedEx and UPS locations, P.O. Boxes, and local post office.



REQUEST NONDESCRIPT PACKAGING

When completing your online order, opt for packaging that conceals the item or select the 'gift' option to ensure package arrives in a plain box especially when ordering from a high-end store.



USE MODERN ALTERNATIVES

Take advantage of contemporary options like smart lockers, lockboxes, cameras, motion detection lighting, alarms like Package Guard, and services like Doorman.



NETWORK WITH NEIGHBORS

Neighborhood groups on social media or community apps can provide a system for reporting suspicious activity. This is also a good way to keep your deliveries and neighborhood secure.



PORCH AREA VISIBILITY

Keep the porch area clear and visible. The more likely a would-be thief is to be seen, the more likely they are to choose another target.





SHARING THE ROAD WITH CYCLISTS

When it comes to safely sharing the road with cyclists, it's paramount for drivers to learn how to coexist.

➡ Share the Road

When out and about, drivers need to be ever-mindful of sharing the road with cyclists.

➡ Stay Off the Horn

Sudden hoking might startle a cyclist and can cause them to swerve into traffic or off the road.

➡ Follow the 3 Foot Rule

Maintain a distance of 36 inches from cyclists whenever passing them. If possible, keep an even wider berth if there's bad weather or if in a higher speed limit zone.

➡ Mind Your Blind Spots

Drivers should double-check their mirrors when changing lanes, making turns, and especially before opening their car door after parking.

➡ Be Cautious with Kids

Kids can be unpredictable since their motor skills and decision-making faculties aren't fully developed. Be on alert when driving near schools and residential areas.

➡ Be Patient

Don't tailgate a cyclist. When you need to pass one, patiently wait until it's safe to do so.



Visit www.sfsafe.org for more safety tips!

If you have any questions, please email safebikessf@sfsafe.org



YOUR BIKE HAS BEEN STOLEN. NOW WHAT?

Here's what you should do next to increase your chances of recovering your bike:

➔ File a Police Report

You can do this in one of three ways:

- Online at sanfranciscopolice.org/reports
- Via phone by calling (415) 553-0123
- In person by going directly to your district police station

➔ Call or Email SF SAFE

Give us a call so we can list your bike as stolen on our database. You can reach us at (415) 553-1984 or info@sfsafe.org.

➔ Register

If you haven't done so already, register your bike at nonprofit bike registry, bikeindex.org. If you are already registered, take action to flag your bike as stolen.

➔ Read Up

SF SAFE recommends reading "What to Do After Your Bike Has Been Stolen" on Medium. The article has a multitude of gems about where and how to post about your bike on social media to increase chances of recovering it.

➔ Create a Google Alert

By creating a Google alert for bikes being sold that match the make and model of your bike, you increase your chance of finding it.

➔ Don't Recover Your Bike Yourself

If you see your bike for sale on Craigslist or OfferUpNow.com, don't try to recover it yourself. Contact SFPD directly.

➔ Keep in Touch

If the police contact you to return your bike or if you recover it, please let us know! That way, SF SAFE can keep our files updated.



Visit www.sfsafe.org for more safety tips!

If you have any questions, please email safebikessf@sfsafe.org

Park Smart!



Safe Habits to Adopt:



Turn off the ignition

Never leave your car running unattended



Keep your vehicle & tires in good condition

to prevent breakdowns—stranding you in a dark or unfamiliar place



Lock your doors

when you get in your car



See something, say something

If you see a motorist in distress, call 9-1-1 versus stopping to help



Clear your trunk

and take your valuables with you every time you leave your car



If you are being followed,

drive to the nearest police or fire station—a populated area is a good default





How to Describe a Suspect

Providing a detailed description of a criminal suspect can help solve crimes in San Francisco. Suspects can easily change their appearance with a hat, jacket or glasses. It is important to be mindful of unique characteristics such as body markings, tattoos, shoes and specific clothing markings, like logos.

Note the Following Unique Characteristics:

Race _____ Sex _____ Age _____ Height _____ Weight _____

Hair _____ Eyes _____ Complexion _____

- Physical Characteristics (slight or heavy build, scars, marks, tattoos, manner of walk, mustache, glasses) _____
- Clothing (type and color, logos or brand names, shoes, jewelry, accessories) _____
- Weapon (type of weapon used by the suspect: rifle, shotgun, automatic, revolver, knife) _____
- Remarks (note anything the suspect says, accent, any names used) _____
- Means of Escape (vehicle or foot, license plate number, year, make, model, color, traveling in which direction) _____

If it's safe, take a photo of the suspect, vehicle, license plate number, etc.

What to Do During an Emergency



How to Call 911 in an Emergency

- ☒ Remain Calm and **Dial 911** Immediately
 - **WHEN** to Dial 911
 - If a crime is posing an immediate threat to you or others
 - If there is a medical emergency
 - If the incident is in progress
 - If the incident just occurred and you know where the suspect is
- ☒ State the following information:
 - **WHERE** the incident is happening and **WHAT** is occurring, for example: *"I'm at 1234 Market Street and I've just been robbed"*
 - Tell the operator if you are in immediate danger or are being threatened
 - Be **brief, clear** and **accurate**
- ☒ As long as it is safe, stay on the line and answer the operator's questions
- ☒ Describe each suspect separately from head to toe (*see more information on the back of this card*)

Other Methods of Reporting

- ☒ To file a report online, visit sanfranciscopolice.org/Reports
- ☒ For TTY users, pressing the space bar every few seconds will help your call be recognized faster
- ☒ For non-emergency reporting, dial 311 or 415-553-0123 within SF or 415-701-2311 outside SF
- ☒ To call SFPD dispatch directly, dial 415-553-8090

When in doubt, call 911



If there is an Emergency Call 911 immediately!!



San Francisco Police Department
Both in Cantonese, Mandarin and English

Anonymous Tip-Line
415-558-5588

If you have witness or have important information on a serious crime. Call SFPD right away using this special direct line. Your Identity WILL NOT be revealed!

1245 3RD STREET SF, CA 94158
email: SFPDCLU@SFGOV.ORG
www.sanfranciscopolice.org

*Supported by
The Asian Pacific Islander Public Affairs
San Francisco Chapter*

如果有緊急情況，請立即撥打911



舊金山警察局 粵語，普通話和英語

匿名電話專線
415-558-5588

如果你目睹案發經過或有任何線索提供，請盡快聯繫三藩市警察專線，你的個人資料將會保密。

1245 3RD STREET SF, CA 94158
email: SFPDCLU@SFGOV.ORG
www.sanfranciscopolice.org

*Supported by
The Asian Pacific Islander Public Affairs
San Francisco Chapter*



ABOUT SFDA 關於地檢署

The San Francisco District Attorney's Office strives to protect public safety in San Francisco by using innovative, evidence-based approaches to address the root causes of crime, support crime survivors, and prevent future offenses.

三藩市地檢署致力保護市民的公共安全，運用基於證據的創新方法來杜絕犯罪的根源，防止罪案發生，並提供資源援助服務給予受害者、幸存者及其家人。



ABOUT VICTIM SERVICES 受害者服務部

Victim Services of the San Francisco District Attorney's Office, strive to make the criminal justice system humane and accessible by providing support and assistance to victims and their families in the aftermath of a crime.

我們的使命：三藩市地區檢察官辦公室的受害者服務部努力令刑事司法制度更加人道和容易理解，以及在罪行發生後向受害者及其家屬提供支持和援助。

LOVE
NOT
HATE

WHAT YOU NEED
TO KNOW ABOUT

HATE CRIME 仇恨犯罪

SAN FRANCISCO DISTRICT
ATTORNEY'S OFFICE
三藩市地檢署

GENERAL INFORMATION

普通諮詢

(628) 652-4000

districtattorney@sfgov.org

VICTIM SERVICES

受害者服務

(628) 652-4100

Victimservices@sfgov.org

HATE CRIME HOTLINE

舉報仇恨犯罪熱線

(628) 652-4311

Available in Arabic, Chinese, Spanish, Tagalog

www.sfdistrictattorney.org



WHAT ACT IS A HATE CRIME? 什麼是仇恨犯罪？

“

Any criminal act, all of it or only a part, committed *because of* your protected status. 任何針對你受保護身份而發生的罪行

(Cal. Penal Code 加州刑法 § 422.55)

WHO IS PROTECTED? 誰受到保護？

Disabled 殘障人士
physical, mental, or combination
軀體或心理殘障

Gender 性別
female, male, transgender, non-binary, etc.
女、男、變性人、非二元等。

Nationality 國籍
country of origin (i.e. Chinese, Italian, etc.)
祖國 (例如中國人、意大利人等)

Race or Ethnicity 種族或族裔
Asian, African-American, Latina/o, etc.
亞裔、非裔美國人、拉丁裔等

Religion 宗教
Islam, Judaism, Christianity, Hinduism,
Buddhism, etc.
伊斯蘭教、猶太教、基督教、印度教、佛教等

Sexual Orientation 性取向
Lesbian, Gay, Bi-sexual, Queer, etc.
同性戀、雙性戀、酷兒等

Associated with any of the above
與上述有任何關聯

HUMANITY

IF YOU, OR SOMEONE YOU KNOW ARE A HATE CRIME VICTIM

如果你或你認識的某個人是仇恨犯罪的受害者

- Contact police or dial 9-1-1
立即聯繫當地執法部門
- Detail what happened (when, where, what, why, who) What exactly was the hate language? Use same words. Write it down.
詳盡記錄發生經過，寫下事件上所出現過的仇視語言和詞語
- Detail suspect and witnesses- the who: Known (contact info?) or unknown. What did they look like (i.e. gender, race, height, clothes, identifying tattoos/piercings, etc.)
詳細記下疑犯和證人：是你認識的嗎？性別，種族，身高，衣服，刺青紋身和耳洞等
- Save evidence (photos, videos, writings, emails/letters, etc.) Take screenshots of texts or social media
保存證據 (照片、視頻、電子郵件/信件等) 短信或社交媒體等的屏幕截圖
- Provide best contact information or alternative contact info
提供最佳聯繫方式或替代方式
- Obtain a copy of the Emergency Protective Order (if issued)
如有的話，索取一份緊急保護令的副本
- Obtain Police Report / CAD Number for your records
索取警察報告或案件號碼作為記錄

San Francisco District Attorney's Office

Victim Service Division

www.sfdistrictattorney.org



Who We Are

Bilingual services offered

We are Victim Advocates

Trained victim advocates work closely with victims of violent crime to alleviate the impact of trauma, navigate the criminal justice system, and rebuild their lives. Done through referrals to local resources and services, guidance through victim compensation programs, and education on Victim's Rights.

What We Do

Support & Advocacy with victimization issues

- Crisis Intervention
- Crime Prevention Information
- Resources & Referral Assistance
- Temporary Restraining Order Assistance

Information & Support with the Criminal Justice System

- Orientation to Criminal Justice System
- Education on Marsy's rights
- Case Status/Case Disposition
- In-Court Support
- Victim Impact Statement
- Education on Victim's Rights

California Victim Compensation Board (CalVCB)

The State Victim Compensation Board program is dedicated to providing reimbursement for many crime-related expenses to eligible victims who suffer physical injury or threat of physical injury as a direct result of a violent crime. Financial support available for expenses related to:

- Medical & Dental Expenses
- Mental health Services
- Income Loss
- Funeral/Burial Expense
- Relocation
- Home Security
- Crime-scene cleanup

(Follow-up documentation to deem qualification for program is required by CalVCB)

Our advocates will assist in completing the application!



350 Rhode Island St.
North Building #400N
San Francisco, CA 94103

Tel: 628-652-4100
Office Hours: M-F 8am-4pm

How to Refer?

Email: victimservices@sfgov.org

Provide the following:

- Victim full legal name/DOB
- Victim preferred contact info.
- Nature of the crime
- Police report # (optional)



The San Francisco Neighborhood Emergency Response Team (NERT) is free training from the San Francisco Fire Department in how to help yourself and your neighbors prepare for and respond to a disaster by working together. The 20-hour training includes personal preparedness, light search and rescue, disaster medicine, shutting off your utilities, and how to participate as a member of a neighborhood response team. NERT also offers continuing training for graduates, and activities that support building robust neighborhood teams.

For more information, visit the NERT website at

<http://sf-fire.org/NEIGHBORHOOD-EMERGENCY-RESPONSE-TEAM-NERT> or contact Captain Brandon Tom at (415) 970-2022 or sffdnerf@sfgov.org.

THIS IS YOUR CHANCE TO MAKE A DIFFERENCE!



Join the San Francisco Civil Grand Jury

San Francisco Superior Court is seeking volunteers for the Civil Grand Jury. The Civil Grand Jury is the “watchdog” for the City and County of San Francisco. The Civil Grand Jury investigates the operations of City government, including officials, departments, and agencies. Each year, the Civil Grand Jury issues reports based on its findings. Those reports are heard before the Board of Supervisors. The Civil Grand Jury serves for one year, from July 1 through June 30 of the following year.

Eligibility Requirements:

- 18 years of age or older and a United States citizen.
- San Francisco resident for at least the past 12 months.
- Able to commit time consistently throughout the term.
- Desire to work together with other committed San Franciscans.

Help make government more efficient!

For more information, please visit

<http://civilgrandjury.sfgov.org> or call **415-551-3635**.



San Francisco Police Activities League



We offer the following programs to SF youth:

- Fishing
- Flag Football
- SFPAL 49ers Football & Cheer
- Jiu-jitsu
- CrossFit
- Law Enforcement Cadets
- Virtual Chess
- Virtual Art

Building Community through Youth Sports and Healthy Activities



For More information or registration visit our website @ sfpal.org



SFPAL
PO Box 31114
San Francisco, CA 94131



Youth Football & Cheer 2023 Season

Who: Boys and Girls 7 -12 years old

Where: Kimbell Playgrounds

Season: August- November

Cost: Free

Registration: Online at sfpal.org or in-person by appointment



For questions please visit our website at sfpal.org
or call our office (415) 401-4666

SAN FRANCISCO POLICE DEPARTMENT

AUXILIARY LAW ENFORCEMENT RESPONSE TEAM



Are you someone who is interested in disaster preparedness and wants to help out your community while working hand in hand with Law Enforcement? If so, then the SFPD Volunteer Program, ALERT, is for you!

The San Francisco Police Department's Volunteer Program, ALERT, is a volunteer citizen disaster preparedness and community engagement program. The ALERT program trains members of the public to assist Law Enforcement in essential tasks after a major disaster, and in other identified non-disaster activities. Such tasks may include; traffic control, working with other city agencies and community outreach. Volunteers must be 16 years of age, live, work or attend school in San Francisco.

How to Become an ALERT Volunteer

- ✓ Contact ALERT Program Coordinator to express your interest
sfpdalert@sfgov.org or call 415-558-5545
- ✓ Pass the DOJ/FBI Background clearance (required every 4 years while you remain an active ALERT Member)
- ✓ Sign up and complete the two day new member training and one day Filed Training



SAN FRANCISCO POLICE DEPARTMENT

Chief's LGBTQ+ Community Advisory Forum



The LGBTQ+ Forum is comprised of a broad diversity of LGBTQ+ members from around the city who meet regularly to discuss community needs and concerns, and to help influence SFPD procedure and policy.

Participation in the Forum is open to anyone within the LGBTQ+ community who lives, works, or attends school in San Francisco.

CONTACT US FOR MORE INFORMATION

LGBTQ.Forum@sfgov.org

"Working together to create a safer and stronger community for all"

SFPD Community Survey



The San Francisco Police Department is committed to excellence in law enforcement and is dedicated to the people, traditions and diversity of our City. Our mission is to provide service with understanding, response with compassion, performance with integrity and law enforcement with vision.

As part of our ongoing outreach to engage with the community and measure our success, the Department has created a community survey link to obtain valuable community feedback for our community events and programs, which will assist the Department in the development of our strategies to meet the needs of the community. If you have recently attended or participated in an event or program hosted by the Department (such as Coffee With a Cop, National Night Out, ALERT program, Youth Summer program, Community Academy, or Town Hall Meeting), and have feedback regarding the event or program you attended, please take some time to fill out our community survey.

The Department has also developed a Foot Beat/Bike Patrol survey to gather valuable community feedback on the effectiveness of the Foot Beat/Bicycle Patrol, as it relates to community policing and crime strategies and an Implicit Bias survey to measure progress in the Department's commitment to impartial policing and procedural justice. Please take the time to fill out the Foot Beat/Bicycle and Implicit Bias surveys. If you have already filled out a survey, thank you! Your response will help SFPD better serve our city and continue to support our community through Safety with Respect.

To take our surveys, please visit: <https://www.sanfranciscopolice.org/surveys>



Police Commendation

Everyone appreciates a compliment! There are several ways you can offer a compliment to our officers and civilian workers for a job well done:

- You can email the Captain of the station in your neighborhood. To find your Captain, visit our [Stations](#) page.
- You can contact the department's Community Engagement Division at sfpdcommunityrelations@sfgov.org.
- You can also write to or email Chief William Scott:
San Francisco Police Headquarters, Chief's Office
1245 3rd Street, 6th Floor
San Francisco, CA 94158
SFPDChief@sfgov.org

Police Complaint

How you can file a complaint:

The San Francisco Police Department is committed to ensuring that all of our officers and civilian staff provide unbiased, quality service to our City's diverse communities. Toward that goal, the SFPD and the City of San Francisco provide several ways to file a complaint.

The Department of Police Accountability is charged with impartially investigating complaints against SFPD officers and making policy recommendations regarding police practices. You can also call the DPA at [1-415-241-7711](tel:1-415-241-7711) (the TTY line is [1-415-241-7770](tel:1-415-241-7770)) or visit the Department of Police Accountability website to file a complaint at <https://sfgov.org/dpa/>.

The DPA is located at 1 South Van Ness, 8th Floor, San Francisco, CA 94103

You may also contact a department supervisor at any SFPD police station. [Each station](#) is open 24 hours a day. SFPD personnel are required to receive complaints courteously and to assist you with filing them.

Please be aware that:

- The [San Francisco Police Commission](#) investigates all complaints forwarded by the DPA and makes recommendations for discipline by the Chief of Police.
- For information about our conduct, complaint and disciplinary process, please view these Department General Orders:
 - [DGO 2.01 General Rules of Conduct](#)
 - [DGO 2.04 Citizen Complaints Against Officers](#)
 - [DGO 2.05 Citizen Complaints Against Non-Sworn Members](#)
 - [DGO 2.07 Discipline Process For Sworn Officers](#)



DEPARTMENT NOTICE

21-071
04/22/21

Rights and Responsibilities under California Whistleblower Laws (Re-issue DB 19-068)

A "whistleblower" is an employee who reports a violation of the law by their employer. California's Whistleblower Law (California Labor Code section 1102.5, et seq.) prohibits employers from preventing an employee from disclosing violations of a state or federal statute, or a violation or noncompliance with a local, state, or federal rule or regulation to a government or law enforcement agency. The law also prohibits retaliation against an employee who makes a disclosure. A violation is punishable as a misdemeanor.

A "whistleblower" can also be an employee who refuses to participate in an activity that would result in a violation of a state or federal statute, or a violation of or noncompliance with a local, state, or federal rule or regulation. The law prohibits an employer from retaliating against any employee for refusing to participate in such activity.

The law extends protections to employees who reported a violation of a state or federal statute, or a violation of or noncompliance with a state or federal rule or regulation, or who exercised these rights during a former employment.

The law prohibits an employer from retaliating against an employee for exercising any of these rights, including those provided under existing law. It also provides an additional civil penalty for violations, and establishes the evidentiary burdens of the parties participating in a civil action or administrative hearing involving an alleged violation.

The law also established a "Whistleblower Hotline" within the California Attorney General's Office. The hotline number is 1-800-952-5665. Calls made to the hotline will be reviewed and forwarded to the appropriate government authority for review and possible investigation.


WILLIAM SCOTT
Chief of Police

Per DN 20-150, all sworn & non-sworn members shall electronically acknowledge this Department document in PowerDMS. Members whose duties are relevant to this document shall be held responsible for compliance. Any questions regarding this policy should be made to sfpd.writtendirectives@sfgov.org who will provide additional information.

Bias-Free Policing

A guiding principle of the San Francisco Police Department is its commitment to treating all people with dignity, fairness, and respect. It is crucial for our members to carry out their duties in a manner free from bias and eliminate any perception of policing that appears biased. Biased policing is unsafe, unjust, and ineffective. It also alienates the public, fosters distrust of police, and undermines legitimate law enforcement efforts.

The Department's Bias-Free Policing Strategic Plan provides the roadmap and implementation plan for SFPD to become a more effective, inclusive and modern police department.

The SFPD is dedicated to ensuring our officers and professional staff provide unbiased, quality service to the diverse communities we work for. Our goal is to provide fair and positive interactions between San Francisco officers and the people we are proud to serve.

For more information on the Department's Bias-Free Policing Strategic Plan, please visit: [Bias-Free Policing | San Francisco Police Department](https://www.sanfranciscopolice.org/bias-free)



Todos merecemos ser tratados con justicia.

Los oficiales de SFPD se someten a entrenamiento de imparcialidad y justicia procesal. Nuestro objetivo es garantizar policía comunitaria justa y imparcial.

Estamos dedicados a brindar seguridad con respeto para todos.

Conozca nuestros esfuerzos para eliminar el sesgo y elevar la responsabilidad en: [sanfranciscopolice.org/bias-free](https://www.sanfranciscopolice.org/bias-free).



每個人都應該得到公平的對待。

SFPD 官員接受不偏不倚的程序及正義培訓。我們的目標是確保公平公正的警務。

我們致力提供所有安全及尊重。

想了解更多地消除偏見並增加問責制，

請上網到我們的網站 [sanfranciscopolice.org/bias-free](https://www.sanfranciscopolice.org/bias-free)。



Everyone deserves to be treated fairly.

SFPD officers undergo Implicit Bias & Procedural Justice training. Our goal is ensure fair, impartial community policing.

We're dedicated to providing *Safety With Respect for All.*

Learn about our ongoing efforts to eliminate bias and increase accountability at [sanfranciscopolice.org/bias-free](https://www.sanfranciscopolice.org/bias-free).

NOW'S THE TIME

JOIN THE SFPD

GO TO SFPDCAREERS.COM



Join the SFPD – and be part of San Francisco's finest!

San Francisco is a world-class city with a world-class police force. From Fisherman's Wharf to Golden Gate Park and from Nob Hill to the Tenderloin, whether we're on foot patrol, horseback, or in squad cars, investigating felonies, responding to emergencies or leading classes on public safety, we're working with you to help keep our community safe.

"The San Francisco Police Department offers qualified men and women the opportunity to make a positive difference in our citizens' daily lives. I encourage you to apply today to see how you can become one of San Francisco's finest."

Chief William Scott

Applying is easy!

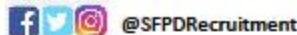
We are accepting Entry Level (Q-2) Police Officer applications. To apply please follow the 2-step process:

1. Apply with the City and County of San Francisco at www.jobaps.com/sf (Entry Level (Q-2) Police Officer)
2. Go to www.nationaltestingnetwork.com, choose law enforcement and register to take the San Francisco Police Department's Written Examination*.

*As part of this process, you will need to establish an account with NTN. A fee is required to take the written examination. Candidates with demonstrated financial hardship may submit a request to have the fee waived prior to test registration. See "Candidate FAQ #27" on the NTN website (<https://nationaltestingnetwork.com/publicsafetyjobs/faqs.cfm>) to learn more on how to apply for a fee waiver.

Have Questions? Contact the San Francisco Police Department Recruitment Unit

1245 3rd Street, 5th Floor, San Francisco, CA 94158
Phone: 415-837-7270
Fax: 415-575-6095



The San Francisco Police Department values diversity in its workforce, and is committed to fair and equal treatment of all applicants for employment. Discrimination on the basis of sex, race, religion, color, national origin, ancestry, disability, medical condition, marital status, sexual orientation, or other protected categories is prohibited and unlawful.

EMERGENCY:	911
Non-Emergency:	553-0123
Cell Phone 911:	553-8090
Local City Services: (DPW, DPT, HOT, etc.)	311
Ingleside Station:	404-4000
Captain Derrick Lew	404-4030 derrick.lew@sfgov.org
S.F. S.A.F.E.	sfsafe.org 416-6435
Website:	www.sanfranciscopolice.org/stations/ingleside-station
Victim Services	(628) 652-4100
Chinese Tip Line/ Blessing Scam Hotline:	404-4040 - Helen Jiang (Station Clerk)
Property Crimes	404-4044
Text a Tip:	847411 (Tip 411)
SFPD Tip Line: (Translators Available)	575-4444
Graffiti Abatement:	850-6951
Permits / Events / Code Abatement:	404-4052 - Officer Phillips
Deputy City Attorney	554-3970 - Megan Ryan megan.ryan@sfcityatty.org
Deputy District Attorney:	TBD
City Attorney Code Enforcement Tip line:	554-3977
Dept. of Parking & Traffic	553-1943
DPW Dispatch	695-2020



We, the members of the San Francisco Police Department, are committed to creating a safe, healthy, and vibrant community. Our spirit and work is guided by a guardian mindset, and we recognize that our role as protectors is rooted in empathy, understanding, and mutual respect. We partner and engage with community members and organizations to collaboratively identify and problem-solve local challenges and increase safety for residents, visitors, and officers. All members of the Department embody these values, and in doing so, strive to earn the community's trust, support, and confidence.

