



Texas PTA Parent Survey

June 2020

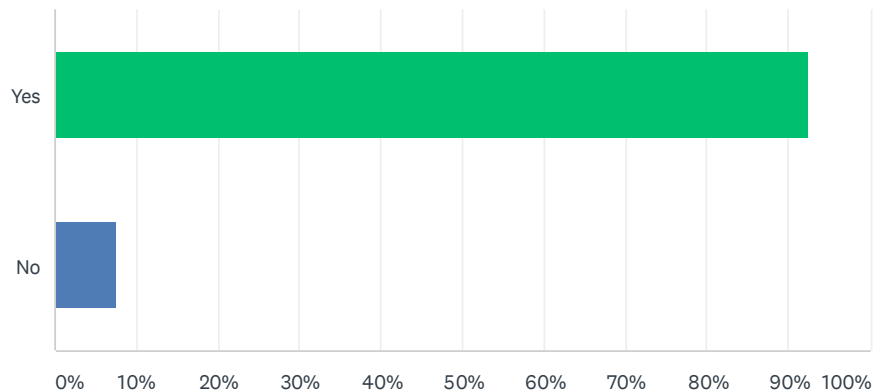
Part I. (Total Responses 1,522)

Part II. (Total Responses 2,528)

Questions

The 2019 Texas Legislature invested \$11.6 billion dollars - \$6.5 billion in new spending on public education and \$5.1 billion to buy down property taxes. A major goal of new spending was to increase funding for students most at risk of failing or dropping out of school, to increase the state's share of funding for public schools, and to fund schools more equitably.

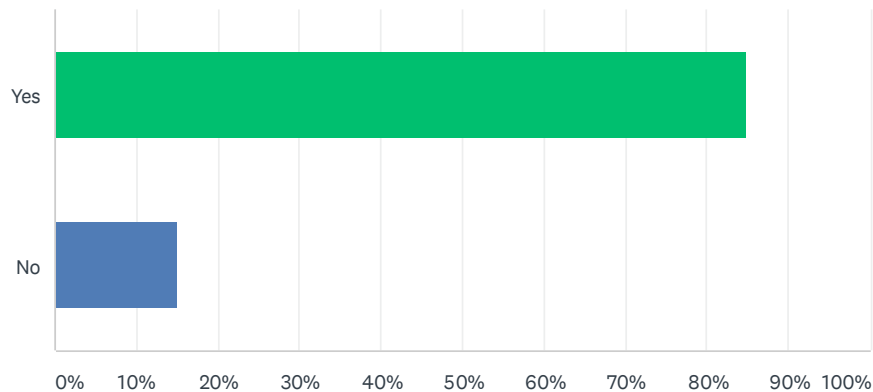
Do you support continuing to fund public schools at this level?



ANSWER CHOICES	RESPONSES
Yes	92.40%
No	7.60%

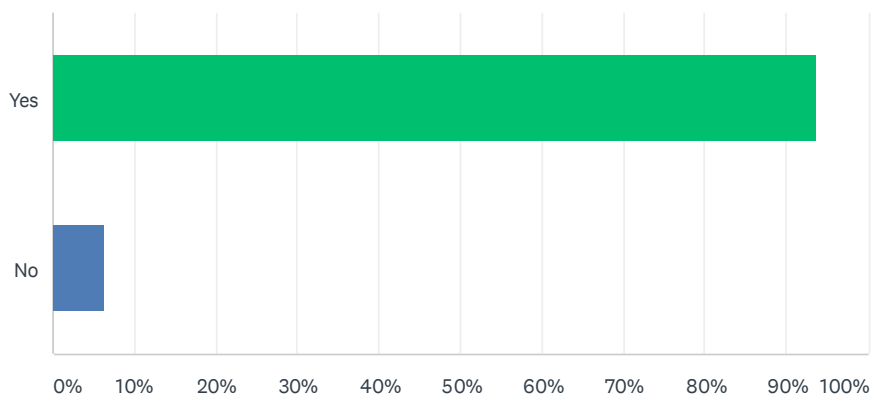
The Texas Legislature spent \$1.5 billion over two years on programs to achieve the goal of literacy for all students by 3rd grade.

Do you support maintaining funding for full-day Pre-K for students at risk for not being prepared for school?



ANSWER CHOICES	RESPONSES
Yes	84.89%
No	15.11%

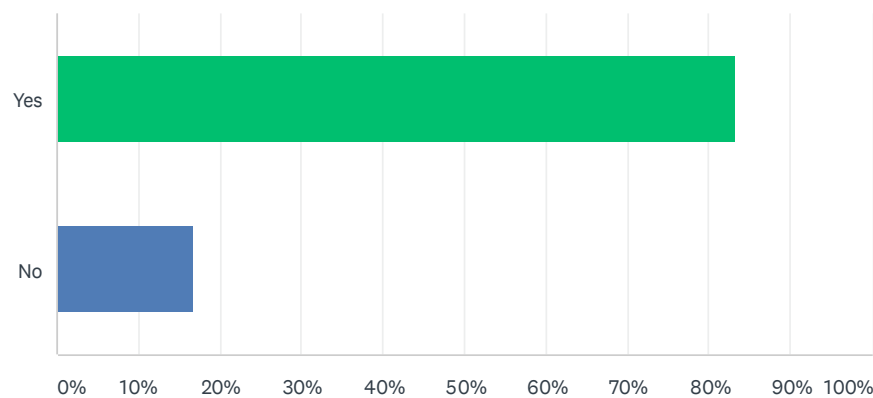
Do you support maintaining funding for other early education programs to help students achieve the goal of literacy by 3rd grade?



ANSWER CHOICES	RESPONSES
Yes	93.75%
No	6.25%

The state funded a new Optional Teacher Incentive Program in which ISDs wishing to implement an educator evaluation system can pay their top educators significantly more (\$3,000 to \$12,000) and substantially sooner in their career. The salary increase is 2x to 3x higher if the educator teaches or agrees to teach at a low income or rural school. (Master teachers who work at high poverty schools can earn up to \$32,000/year more in annual salary.)

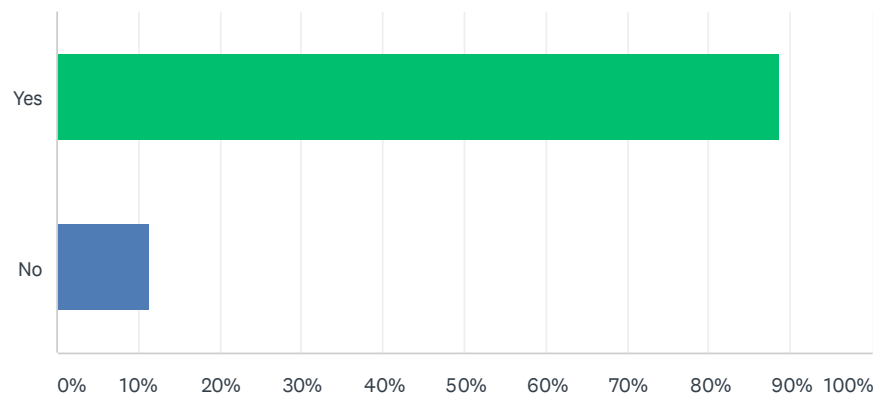
Do you support maintaining funding for the Optional Teacher Incentive Program for school districts that choose to participate?



ANSWER CHOICES	RESPONSES
Yes	83.35%
No	16.65%

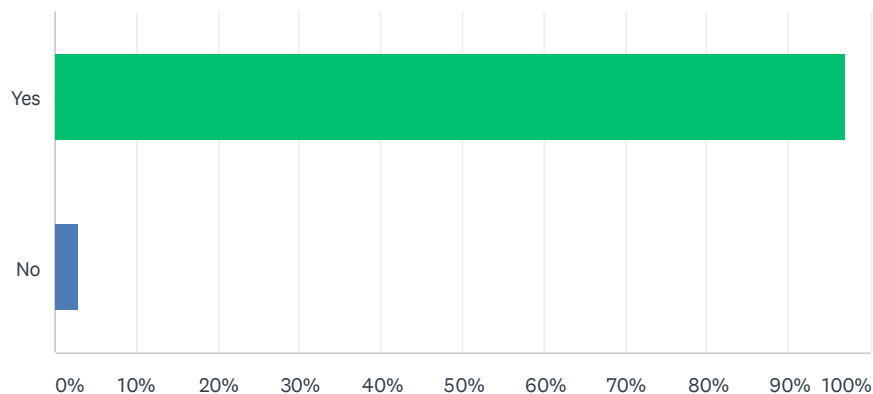
In the wake of the mass shooting at a high school in Santa Fe, Texas, the 2019 Texas Legislature passed sweeping legislation in 2019 to improve the safety of our public schools, appropriating \$139.9 million over a two-year period.

Do you support maintaining funding for school safety?



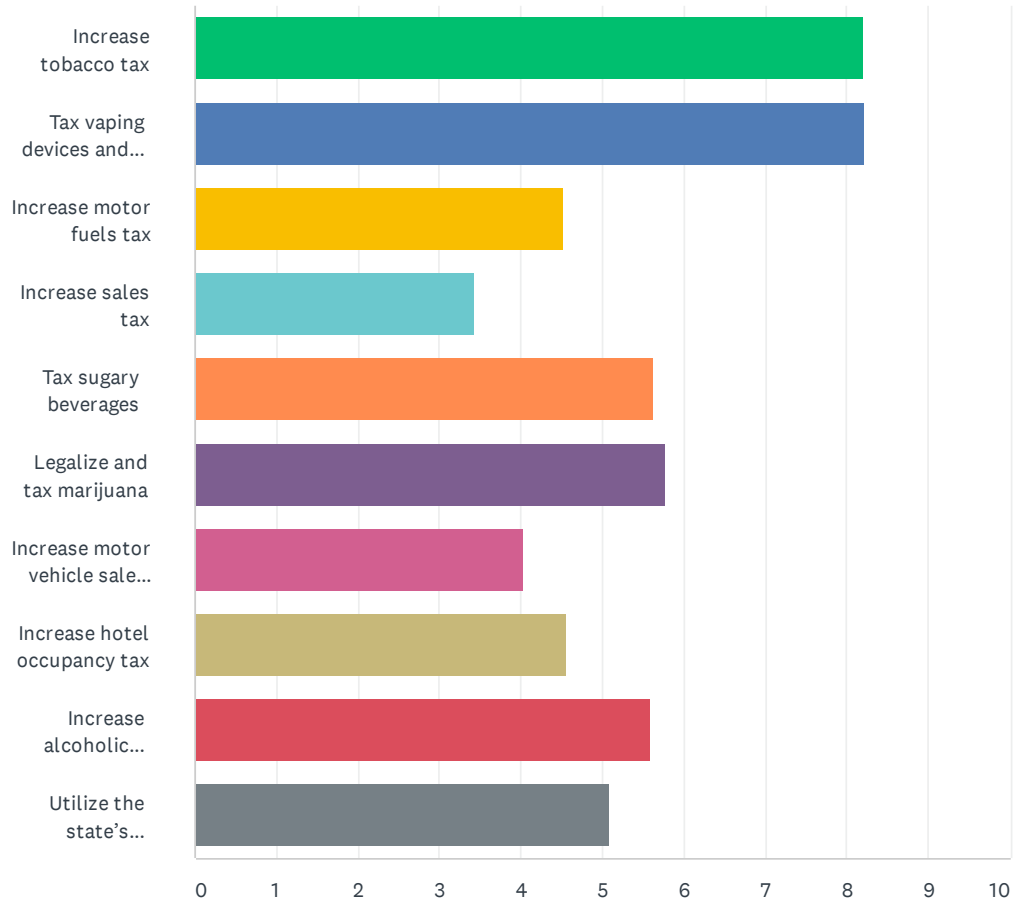
ANSWER CHOICES	RESPONSES
Yes	88.74%
No	11.26%

Do you support maintaining funding for mental health support for students?



ANSWER CHOICES	RESPONSES
Yes	96.99%
No	3.01%

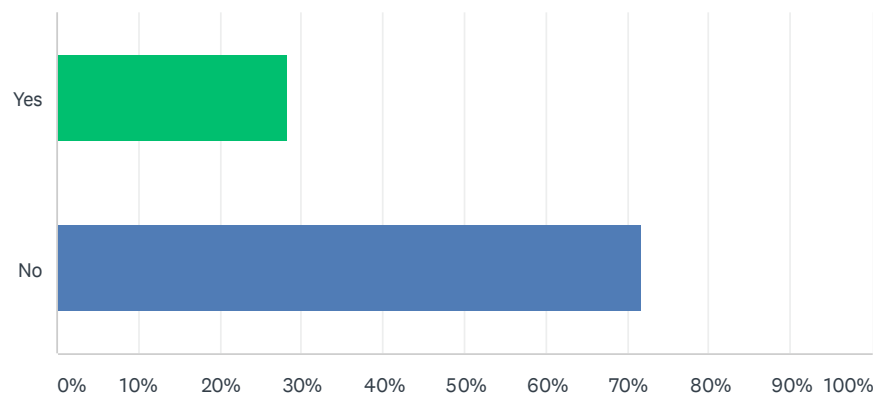
Order these items from strongest support (1) to weakest support (10).



	1	2	3	4	5	6	7	8	9	10
Increase tobacco tax	30.31% 391	34.26% 442	15.50% 200	5.58% 72	2.64% 34	1.47% 19	1.78% 23	1.86% 24	3.64% 47	2.95% 38
Tax vaping devices and products	24.48% 316	37.96% 490	18.90% 244	7.13% 92	1.78% 23	1.39% 18	1.39% 18	1.47% 19	2.56% 33	2.94% 38
Increase motor fuels tax	2.12% 27	2.74% 35	8.31% 106	7.13% 91	11.13% 142	14.89% 190	14.81% 189	17.08% 218	15.36% 196	6.43% 82
Increase sales tax	3.76% 48	3.29% 42	3.29% 42	3.92% 50	5.49% 70	7.99% 102	9.95% 127	13.64% 174	21.08% 269	27.59% 352
Tax sugary beverages	1.95% 25	2.26% 29	13.62% 175	21.32% 274	19.22% 247	13.15% 169	10.66% 137	7.86% 101	6.46% 83	3.50% 45
Legalize and tax marijuana	19.47% 250	6.93% 89	13.01% 167	10.59% 136	7.55% 97	6.85% 88	4.44% 57	3.89% 50	5.53% 71	21.73% 279
Increase motor vehicle sales and rental taxes	0.63% 8	1.65% 21	2.52% 32	4.80% 61	11.40% 145	14.54% 185	21.38% 272	21.86% 278	16.12% 205	5.11% 65
Increase hotel occupancy tax	0.70% 9	1.72% 22	4.29% 55	9.44% 121	15.83% 203	18.88% 242	17.39% 223	17.08% 219	9.67% 124	4.99% 64
Increase alcoholic beverage taxes	2.10% 27	5.14% 66	13.86% 178	20.40% 262	14.56% 187	12.85% 165	9.27% 119	8.18% 105	9.66% 124	3.97% 51
Utilize the state's Economic Stabilization Fund (Rainy Day Fund) estimated to be \$8.5 billion at the end of this budget year	15.35% 198	4.26% 55	6.82% 88	9.61% 124	10.23% 132	7.83% 101	8.53% 110	6.74% 87	9.61% 124	21.01% 271

After major school safety legislation passed in the 2019 Texas Legislative session, including funding for security measures and training on campuses, and new requirements for school districts’ emergency operations plans to ensure a comprehensive plan, please provide an update on the safety situation on your campuses.

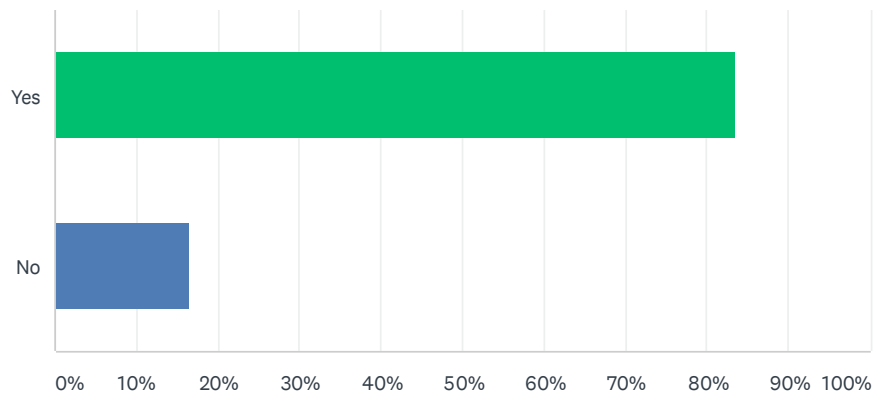
Do you support enabling teachers to carry guns at school?



ANSWER CHOICES	RESPONSES
Yes	28.29%
No	71.71%

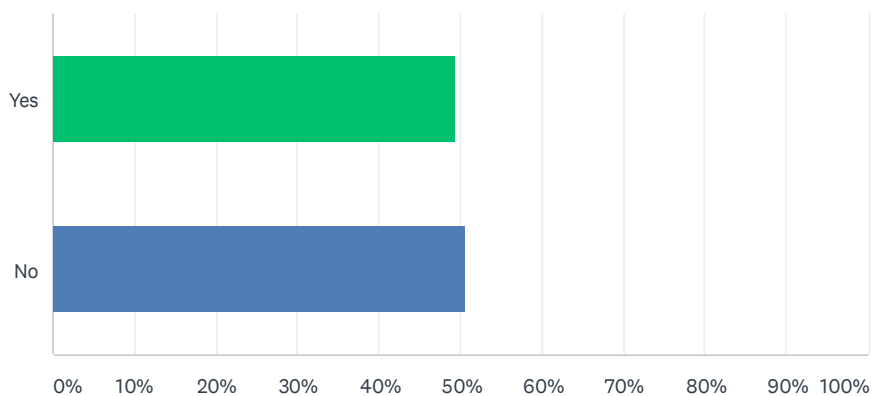
Thinking back on this school year, prior to closures in response to COVID-19, our schools were implementing policies required by new school safety laws.

Did you feel your school was secure?



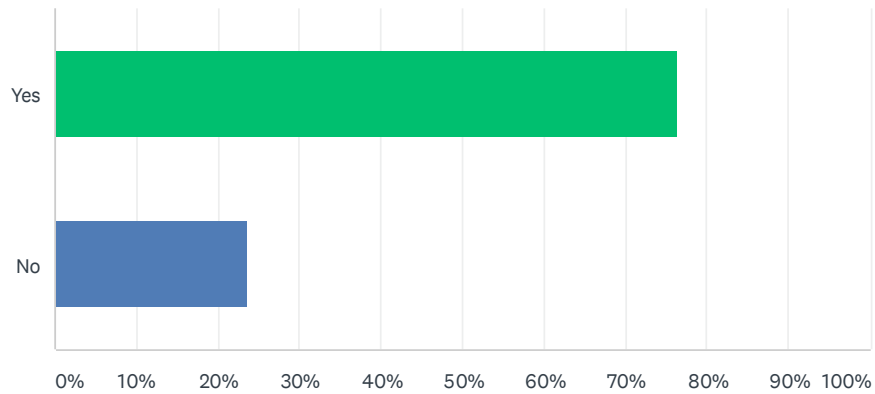
ANSWER CHOICES	RESPONSES
Yes	83.40%
No	16.60%

Did your school notify parents when they were having drills?



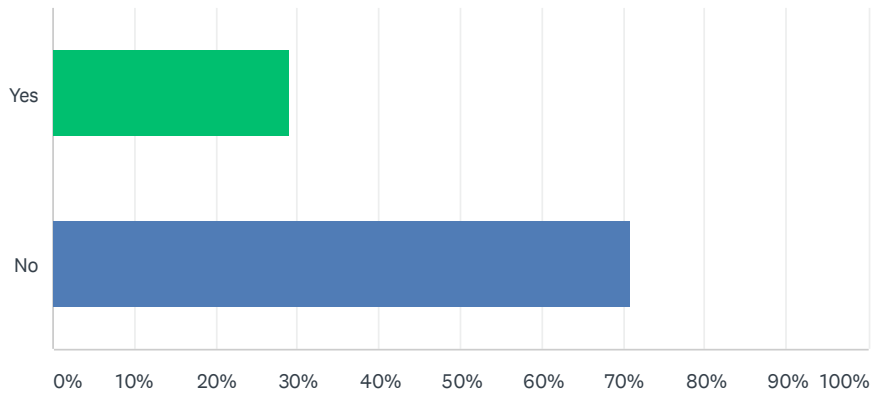
ANSWER CHOICES	RESPONSES
Yes	49.41%
No	50.59%

Did you speak with your child about the drills?



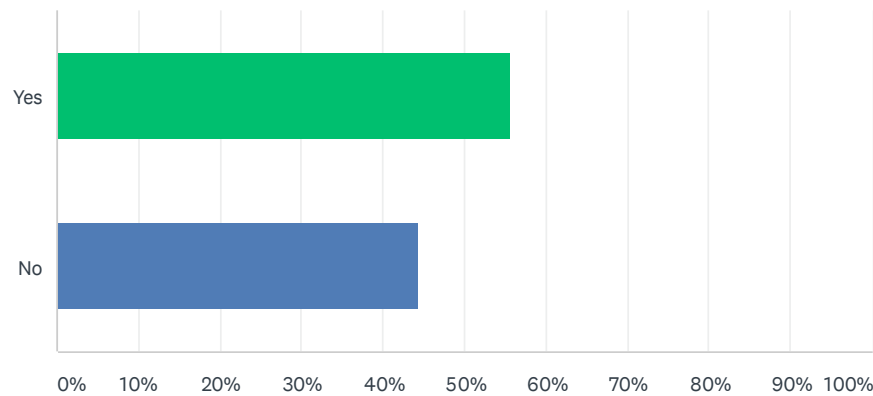
ANSWER CHOICES	RESPONSES
Yes	76.33%
No	23.67%

Do you need guidance on talking points for these drills?



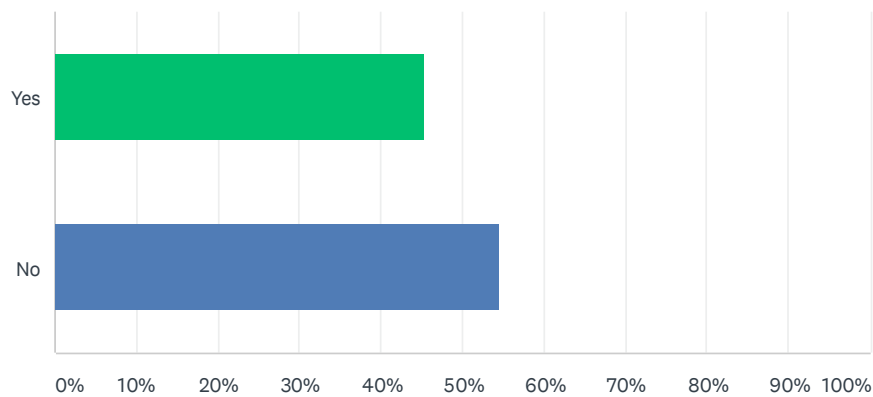
ANSWER CHOICES	RESPONSES
Yes	29.00%
No	71.00%

Are you familiar with your school's emergency operations plan?



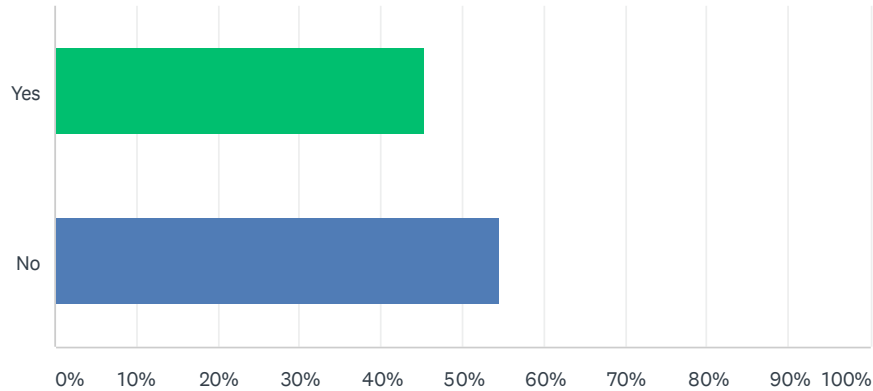
ANSWER CHOICES	RESPONSES
Yes	55.75%
No	44.25%

Did you know that your school district is required to submit their District Emergency Operations Plan to the Texas School Safety Center for review and verification?



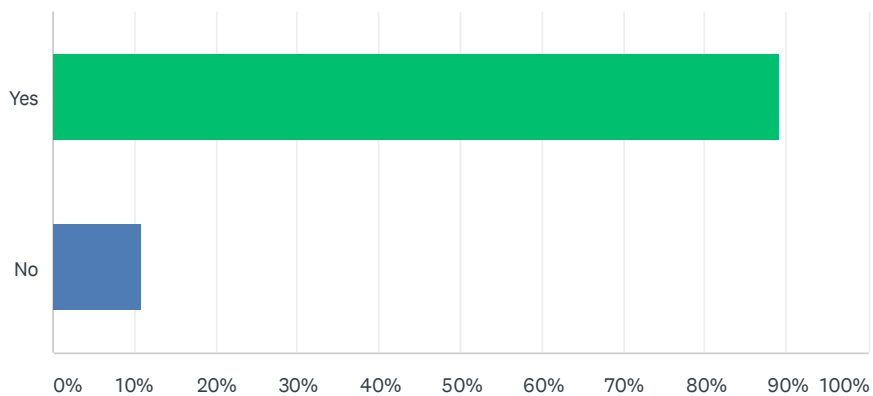
ANSWER CHOICES	RESPONSES
Yes	45.35%
No	54.65%

Did you know that your school district is required to submit their District Emergency Operations Plan to the Texas School Safety Center for review and verification?



ANSWER CHOICES	RESPONSES
Yes	45.35%
No	54.65%

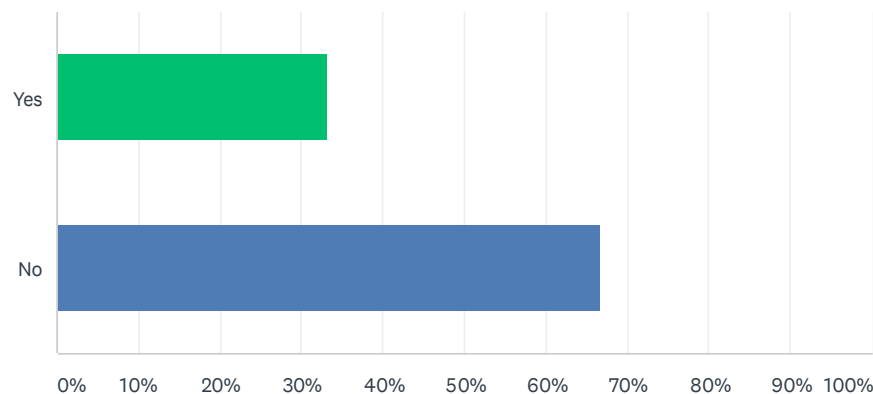
Does your school have an emergency notification procedure to notify parents, students, and staff about emergency situations?



ANSWER CHOICES	RESPONSES
Yes	89.09%
No	10.91%

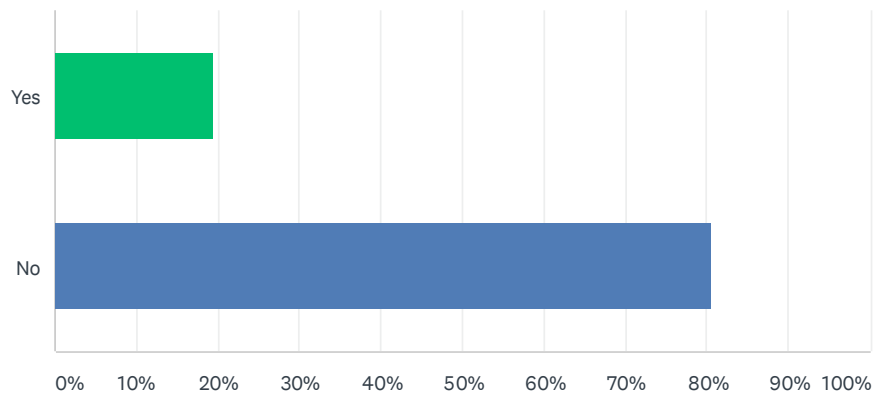
A behavioral threat assessment team assesses and reports individuals who make threats of violence or exhibit harmful, threatening, or violent behavior, and analyze data to determine the level of risk and appropriate intervention. The team serves as a safety net for the community and school by conducting a fact-based, investigative approach to determining how likely a person is to carry out a threat of violence; identifying, assessing, and managing appropriate interventions of individuals who are at risk for violence against themselves or others; and providing guidance to students and school employees on recognizing harmful, threatening, or violent behavior that may pose a threat to the community, school, or individual.

Did you know that each campus in your school district is required to have access to a behavioral threat assessment team?



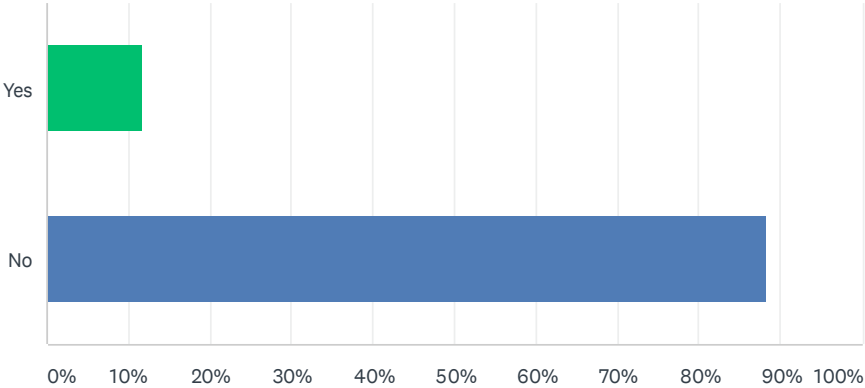
ANSWER CHOICES	RESPONSES	
Yes	33.20%	423
No	66.80%	851
TOTAL		1,274

Did you know that at least two parents/guardians are required to serve on each school’s Safety and Security Committee?



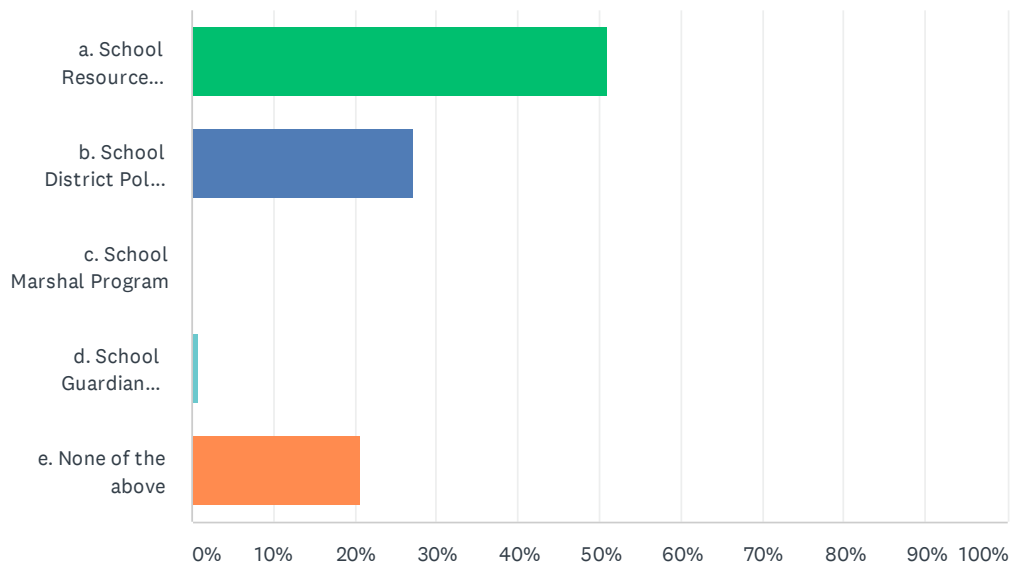
ANSWER CHOICES	RESPONSES	
Yes	19.50%	
No	80.50%	

Do you know that all students in grades 7-12 are required to be offered bleed control training?



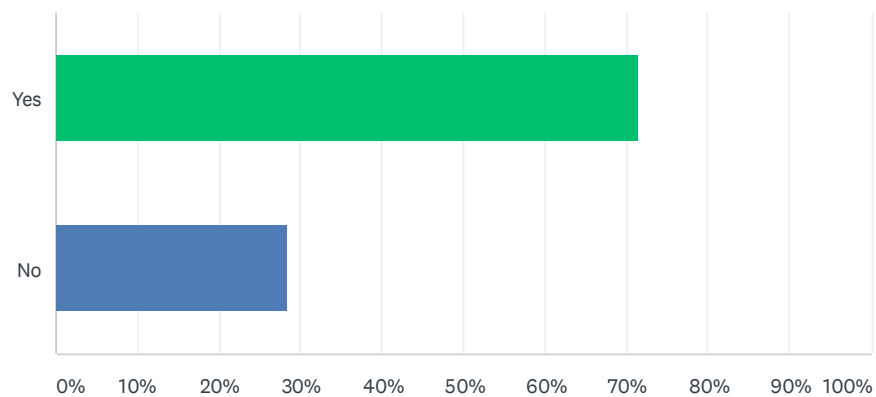
ANSWER CHOICES	RESPONSES
Yes	11.75%
No	88.25%

Does your school utilize:



ANSWER CHOICES	RESPONSES
a. School Resource Officers (SROs)	51.09%
b. School District Police Department	27.19%
c. School Marshal Program	0.25%
d. School Guardian Program	0.76%
e. None of the above	20.71%

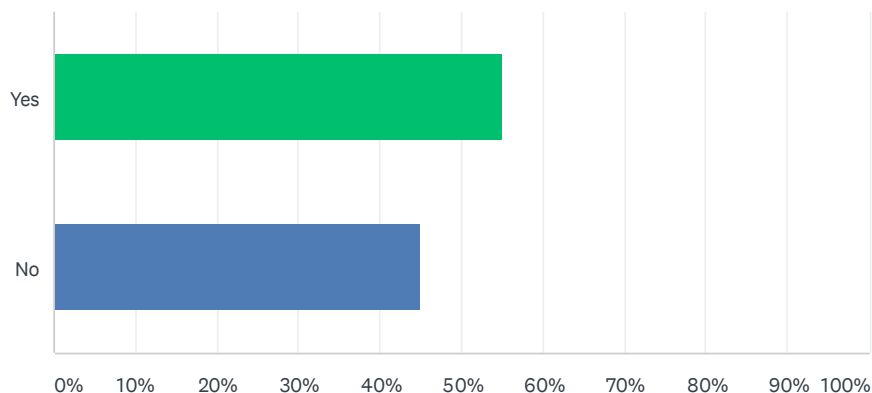
If you answered yes to any of these except for "None of the above", are you satisfied that these officers make your school safer?



ANSWER CHOICES	RESPONSES
Yes	71.52%
No	28.48%

The Texas Education Agency (TEA) has created a Texas STAAR Student Report Card for parents, designed to help parents interpret their students academic progress using the results from the STAAR tests. Although STAAR testing was not completed this school year, we'd like your feedback on the Student Report Card.

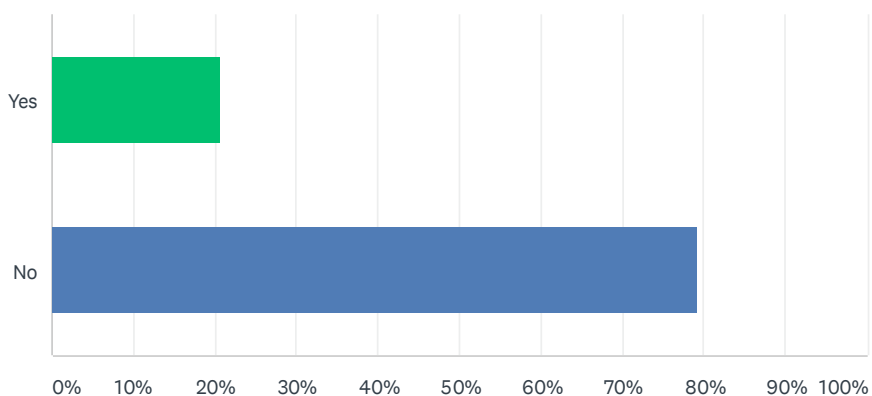
Has the recently developed STAAR report card made it easier for you to understand your child's performance on the tests as well as his or her overall school performance?



ANSWER CHOICES	RESPONSES
Yes	55.06%
No	44.94%

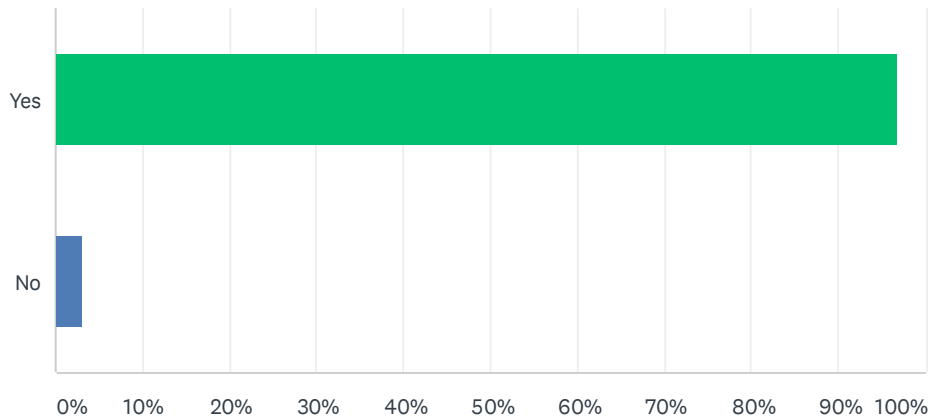
The state-mandated review of STAAR readability determined that the STAAR tests were written to grade-level standards. See House Bill 3, 2019, STAAR Readability Study.

Do you feel confident that the STAAR test is an accurate measure of grade-level readability?



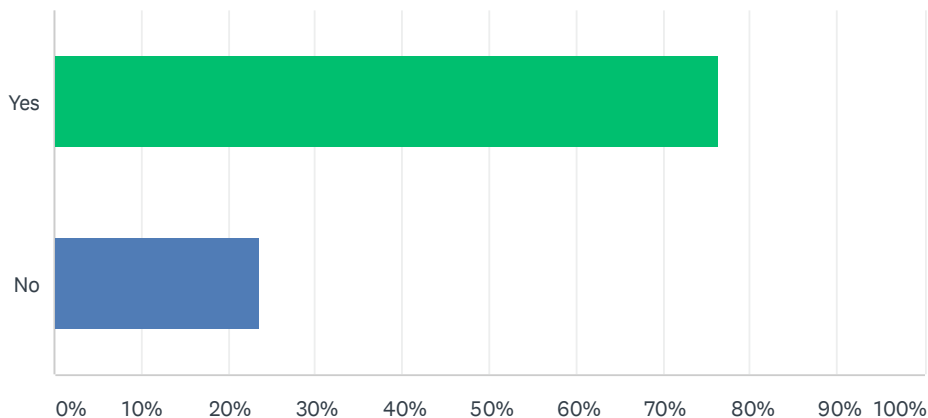
ANSWER CHOICES	RESPONSES
Yes	20.79%
No	79.30%

Do you plan to continue your child’s vaccinations to ensure he/she remains safe from preventable infectious diseases, and to protect others who are particularly vulnerable to infectious disease?



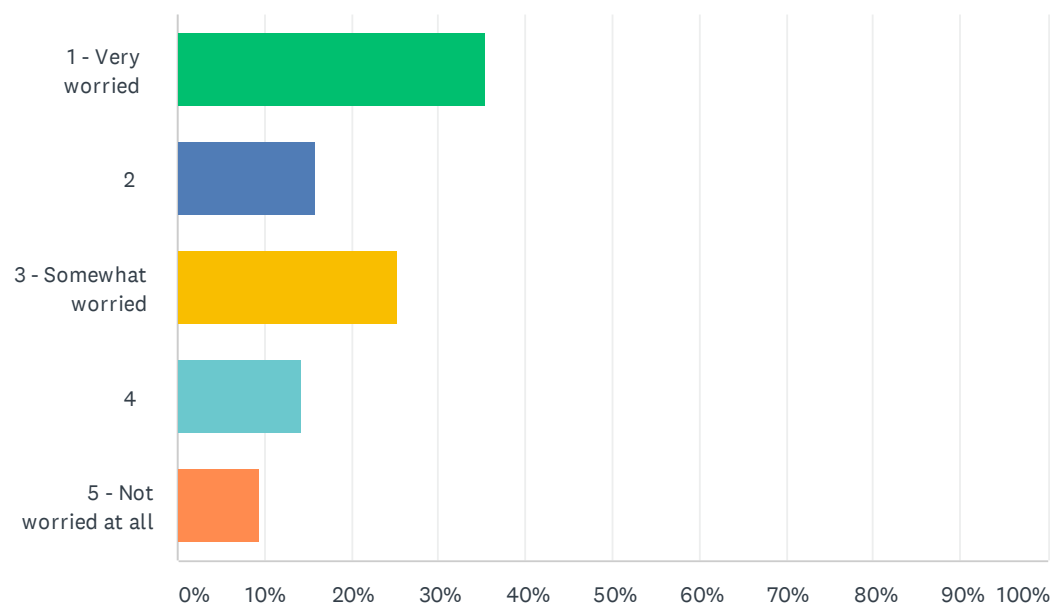
ANSWER CHOICES	RESPONSES
Yes	96.96%
No	3.04%

Will you send your children back to school in the fall?



ANSWER CHOICES	RESPONSES
Yes	76.45%
No	23.55%

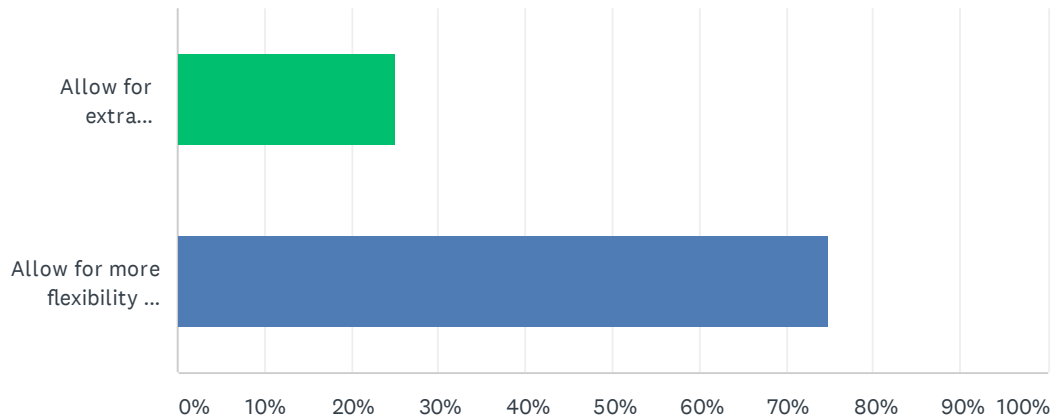
On a scale of 1-5 with 1 being very worried and 5 being not worried at all, are you concerned about your school’s ability to protect your child from COVID-19?



ANSWER CHOICES	RESPONSES
1 - Very worried	35.29%
2	15.86%
3 - Somewhat worried	25.30%
4	14.23%
5 - Not worried at all	9.32%

The 2020-2021 school year is likely to be disrupted by COVID-19, including short-term disruptions to instruction and high-student absenteeism. Building a school calendar that plans for and anticipates these scenarios will help minimize disruption. School calendars must also consider how to adjust for learning loss as a result of this spring's instructional interruptions.

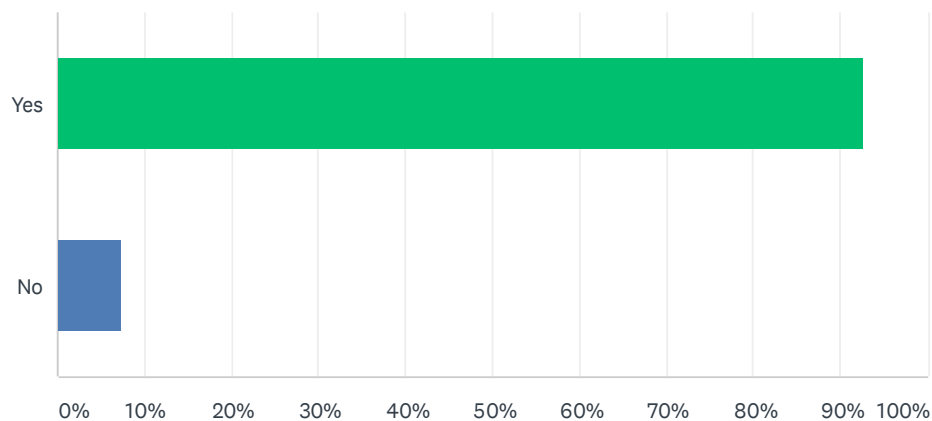
Do you support adopting a 2020-2021 school calendar to:



ANSWER CHOICES	RESPONSES
Allow for extra instruction to address this year's academic interruption.	25.05%
Allow for more flexibility to add instructional days should COVID-19 cause school interruptions.	74.95%

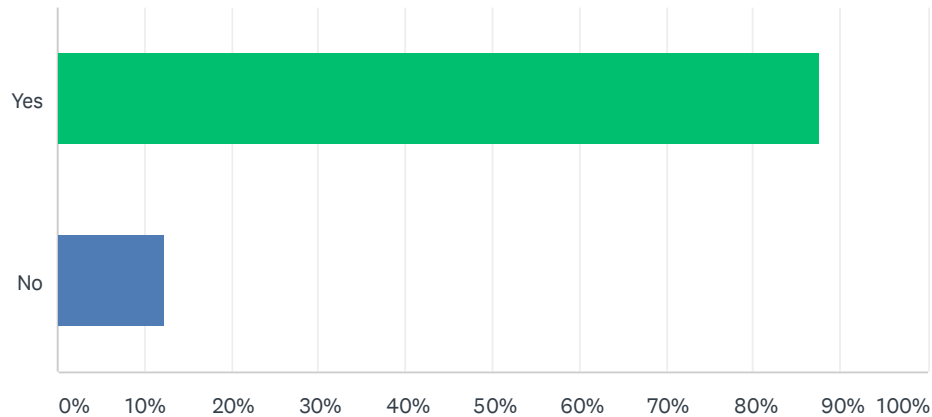
The Texas Education Agency (TEA) collects data on the number of students who are not vaccinated in each Texas school district. School districts collect the data from each campus, without identifying the students, and send the number of unvaccinated students in each grade level in the school district to TEA.

Do you support allowing this data to be reported on at the campus level, rather than at the school district level, so that families with a child who is immune-suppressed can determine if their home campus is safe for their child? Providing this information at the campus level would benefit families of children with chronic conditions.



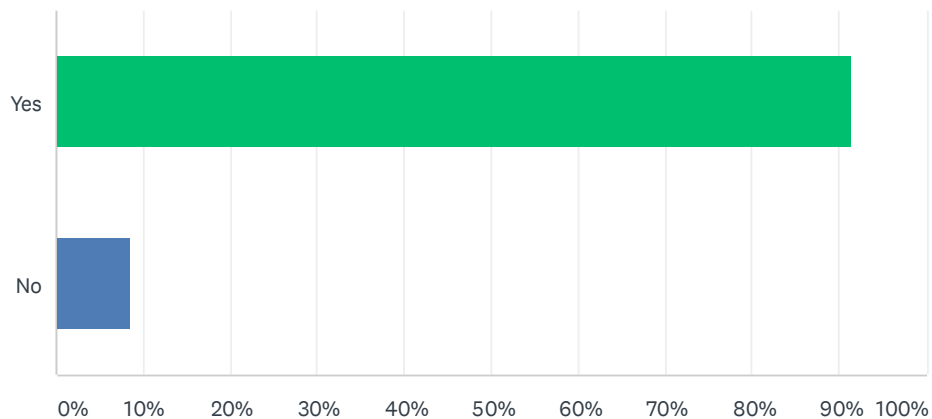
ANSWER CHOICES	RESPONSES
Yes	92.70%
No	7.30%

Do you believe sex education should be taught in public schools?



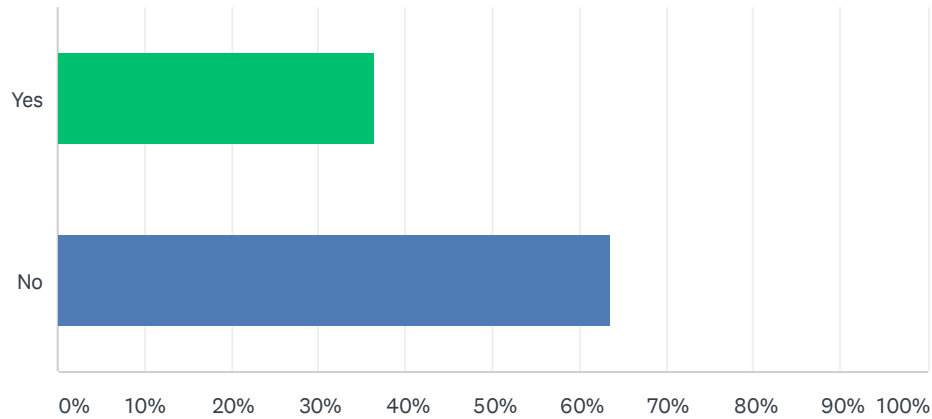
ANSWER CHOICES	RESPONSES
Yes	87.64%
No	12.36%

Along with teaching abstinence as the safest way to avoid unplanned pregnancy and sexually transmitted infections, should sex education in public schools provide medically accurate information about topics such as contraception, prevention of sexually transmitted infections, and healthy relationships in 8th grade and higher?



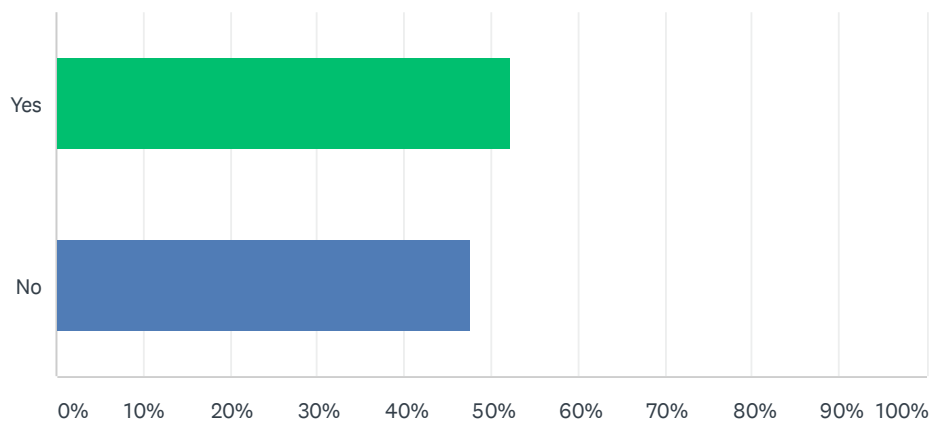
ANSWER CHOICES	RESPONSES
Yes	91.37%
No	8.63%

Did you know that sex education is not required to be taught in Texas public schools?



ANSWER CHOICES	RESPONSES
Yes	36.31%
No	63.69%

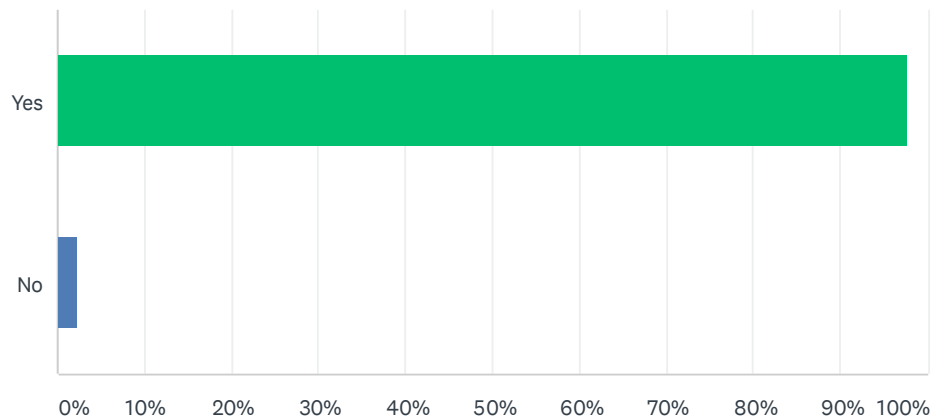
Does your high school require a health class that provides sex education?



ANSWER CHOICES	RESPONSES
Yes	52.29%
No	47.71%

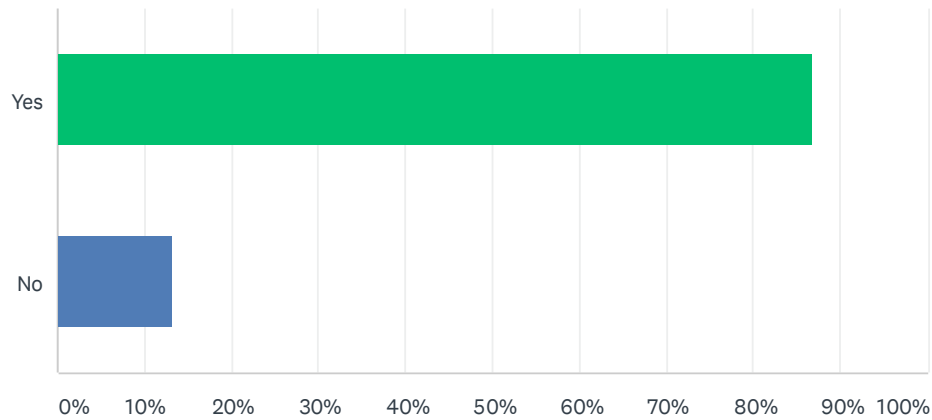
Approximately one out of every five children has a mental health condition, with some also suffering from substance use disorder. Many mental health conditions manifest by age 14. In 2019 the Texas Legislature passed a law to provide students and educators with resources and training on mental health and substance abuse. A component of the legislation dealt with increasing the duties of the local School Health Advisory Council (SHAC) to make recommendations for policies, procedures, strategies, and curriculum to deal with the issue of youth suicide; to recommend appropriate grade levels and methods of instruction for healthy relationships education; and to recommend strategies to increase parental awareness regarding risky behaviors and early warning signs of suicide risks and behavioral health concerns.

Do you support teachers and other school staff receiving mental health first aid training, and/or other training to increase awareness and understanding of mental health and co-occurring mental health and substance use disorders in order to better support students?



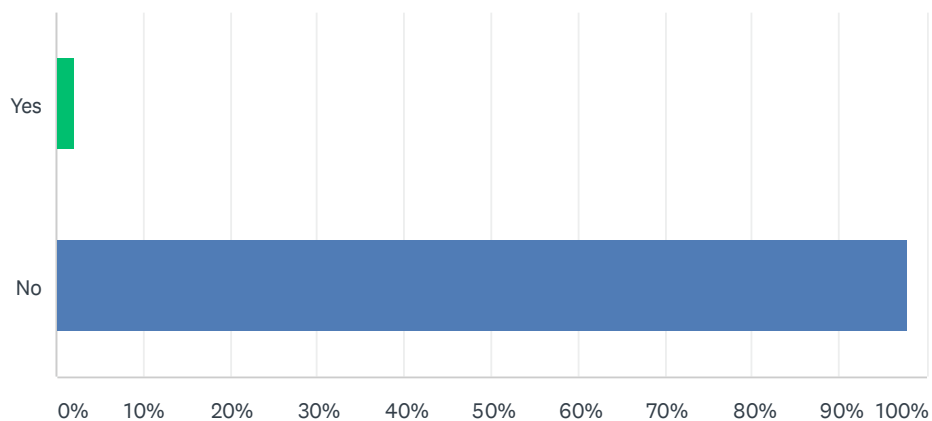
ANSWER CHOICES	RESPONSES
Yes	97.62%
No	2.38%

Would you participate in parent education on this subject if it was offered?



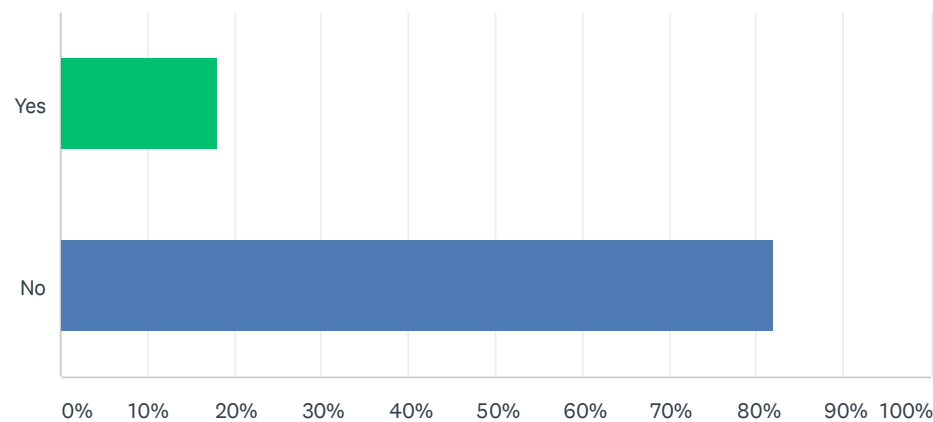
ANSWER CHOICES	RESPONSES
Yes	86.92%
No	13.08%

Are you a member of your school district's School Health Advisory Council (SHAC)?



ANSWER CHOICES	RESPONSES
Yes	2.17%
No	97.83%

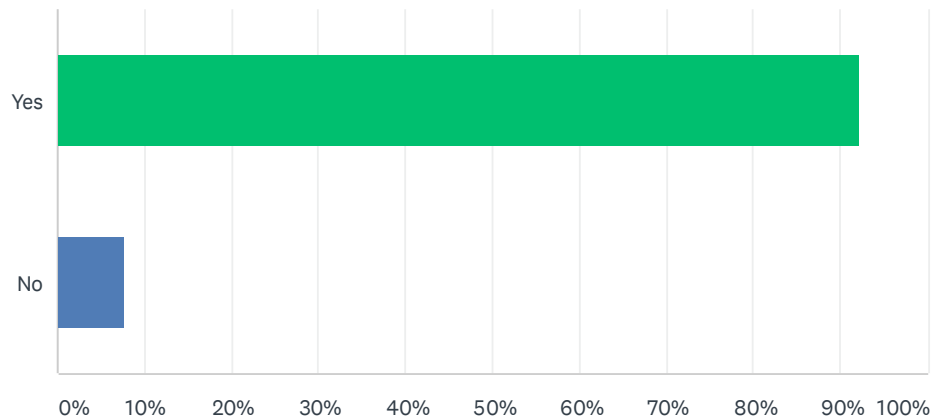
Are you aware of work related to identifying policies, procedures, curriculum, and training to address youth suicide by your SHAC?



ANSWER CHOICES	RESPONSES
Yes	17.91%
No	82.09%

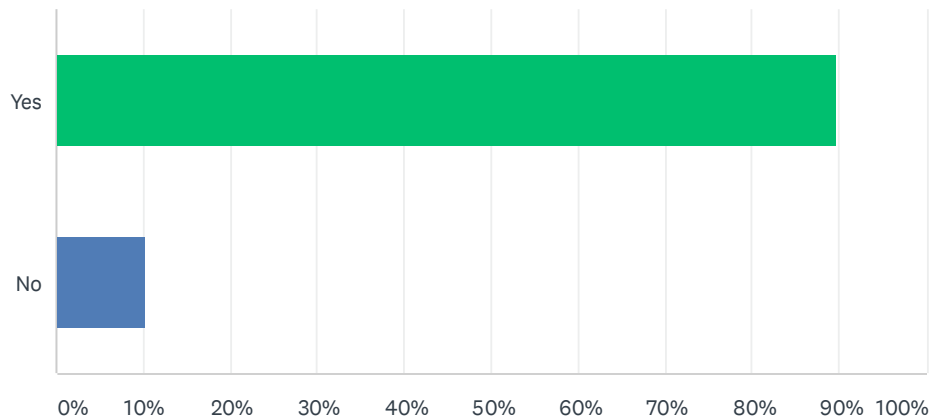
In 2019, Texas PTA advocated for raising the age to 21 to purchase and use tobacco products and the Texas Legislature passed that change into law. The legislation will greatly decrease teens' access to these products by reducing the likelihood that a legal purchaser will be attending high school with them or will be a part of their social circles. Raising the age to purchase tobacco products will make it harder for teens to pass themselves off as 21 to purchase tobacco products. This law will have a strong limiting effect on use of vaping devices.

Do you support banning flavors for vaping devices as a strategy to reduce youth use?



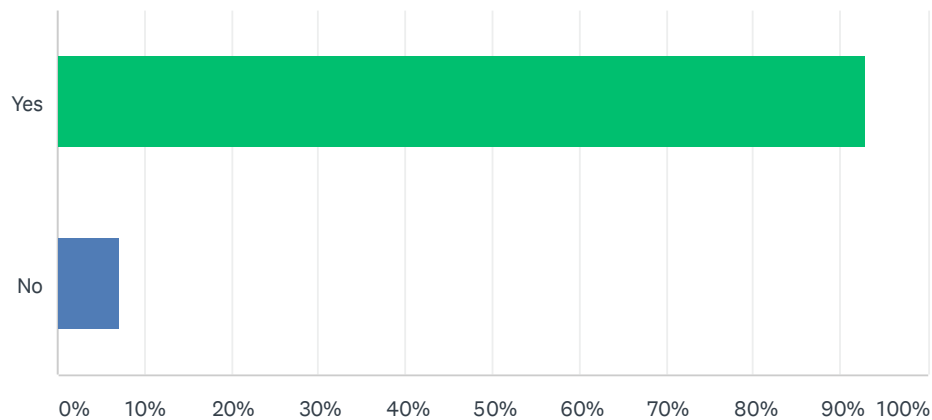
ANSWER CHOICES	RESPONSES
Yes	92.28%
No	7.72%

Do you support increasing the tobacco tax as a strategy to reduce youth use?



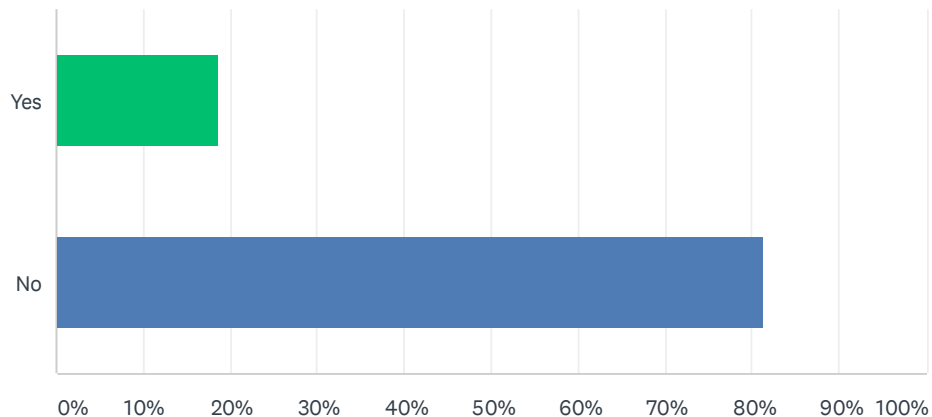
ANSWER CHOICES	RESPONSES
Yes	89.77%
No	10.23%

Do you support taxing vaping devices and products as a strategy to reduce youth use?



ANSWER CHOICES	RESPONSES
Yes	92.78%
No	7.22%

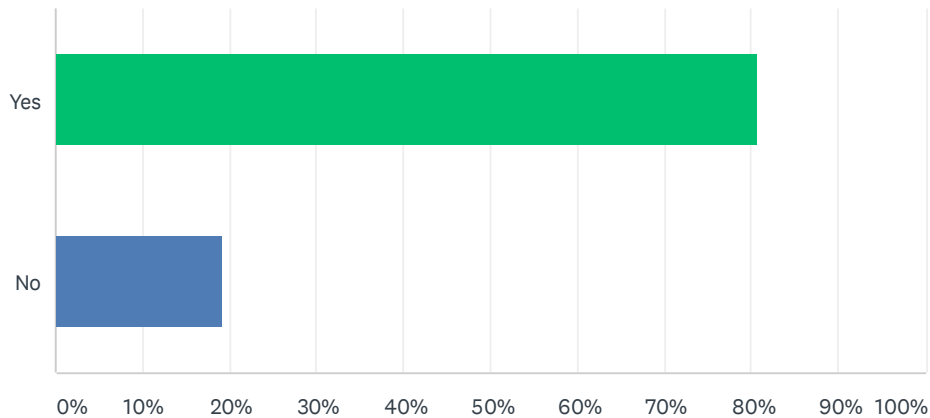
Are you familiar with the Texas School Safety Center’s “Say What!” Program? Say What! (Students, Adults, and Youth Working Hard Against Tobacco!) is a youth program aimed at reducing tobacco use across the state through local projects supported by Say What! resources.



ANSWER CHOICES	RESPONSES
Yes	18.52%
No	81.48%

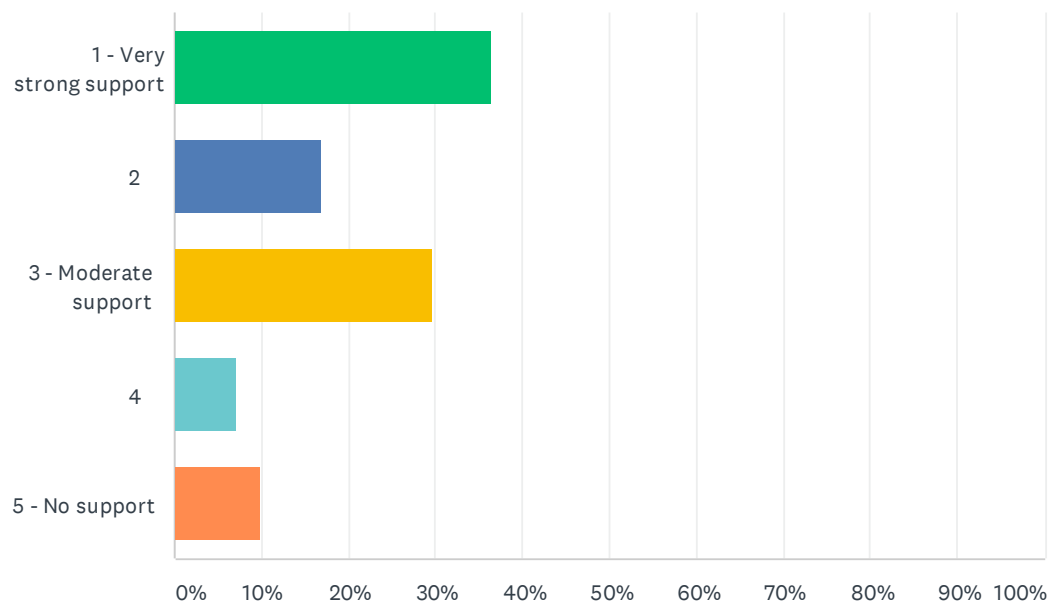
Texas is 1 of 3 states that still charges 17-year-old minors as adults in the criminal justice system. Statistics show that teens held in adult facilities face high risk of sexual assault: 2/3 report being sexually victimized by other inmates. Teens in adult facilities are 36 times more likely to commit suicide than those in juvenile facilities. If legislation passed to raise the age, teens accused of a violent offense would still be certified as adults and held in the adult criminal justice system. Texas PTA has supported raising the age at which teens are considered adults for several sessions, but the legislation has been blocked from passage.

In an effort to provide a safer, more appropriate environment for teens who have been accused of and/or convicted of a non-violent crime, and to provide rehabilitation services to incarcerated youth, do you support raising the age of adult criminal conviction to 18 years old?



ANSWER CHOICES	RESPONSES
Yes	80.79%
No	19.21%

On a scale of 1-5, how strongly do you support raising the age to 18 for teens to be considered adults when accused of a crime, with 1 indicating very strong support and 5 indicating no support?



ANSWER CHOICES	RESPONSES
1 - Very strong support	36.44%
2	16.94%
3 - Moderate support	29.64%
4	7.10%
5 - No support	9.88%