



GREENBERG RESEARCH

Duh, it's the economy stupid!

Election Day survey

November 6-8, 2022

CAMPAIGNS | CORPORATIONS | ADVOCACY | WORLDWIDE

METHODOLOGY

Democracy Corps conducted a national web survey with 2,520 voters from Nov. 6-8, 2022. The data include a base sample of 1,390 registered voters, with oversamples of 330 Black voters, 360 Hispanic voters, and 440 Asian American voters, for a total of 500 respondents in each group. The oversample data are statistically weighted to ensure the sample's regional, age, and gender composition reflects that of 2022 midterm voters in the United States.

The total data set of 2,520 registered voters (1,390 base sample plus 1,130 oversample of voters of color) were weighted down to an effective sample size of 1,000, nationally representative of midterm voters. The sample used the Edison exit poll findings for proportions on race, age, and gender, but we maintained the unique methodology of this project by raising the non-college proportion by 6 percent (to reflect the accepted bias of prior exit polls). And it weighted the cultural thermometers (NRA and pro-life groups), to offset the bias of on-line panels. The vote result matched the actual vote in 2022 without have to weight the vote itself.

The total sample of 2,520 Registered Voters (1,000 Weighted) includes:

- 788 Registered Voters in Battleground States (350 Weighted)
- 1000 White Voters (730 Weighted)
- 500 Black/African-American Voters (110 Weighted)
- 500 Hispanic/Latino Voters (110 Weighted)
- 500 Asian American (AAPI) Voters (20 Weighted)

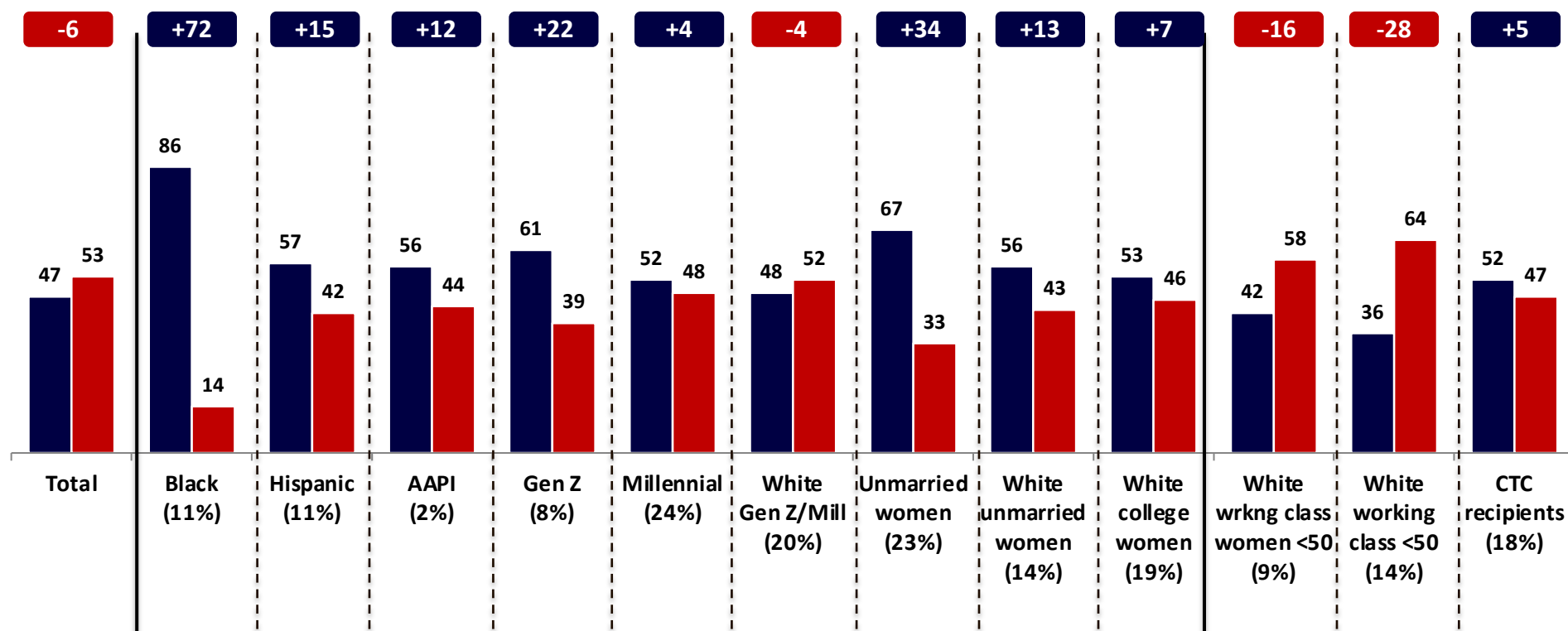
The 2024 presidential begins tougher, with Democrats trailing by 6 points: see emerging problems with Blacks, Hispanic, & under 50 white working class

Now, thinking far ahead to the election for President in November 2024. Will you vote for the Democratic candidate for President or the Republican candidate for President?

2024 GENERIC PRESIDENTIAL VOTE

■ Democratic candidate

■ Republican candidate



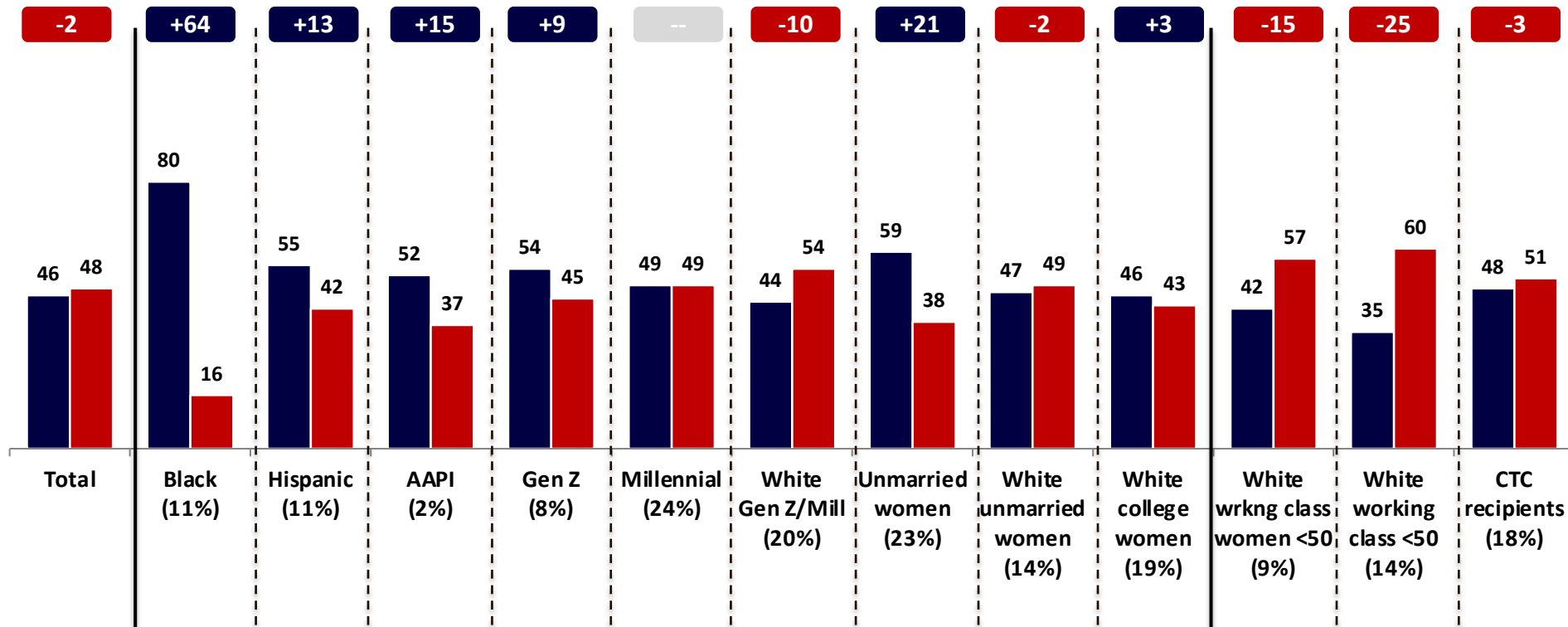
Biden vs. Trump by key groups

Now, thinking far ahead to the election for President in November 2024. Will you vote for the Democratic candidate for President or the Republican candidate for President?

2024 BIDEN vs. TRUMP PRESIDENTIAL VOTE

■ Joe Biden

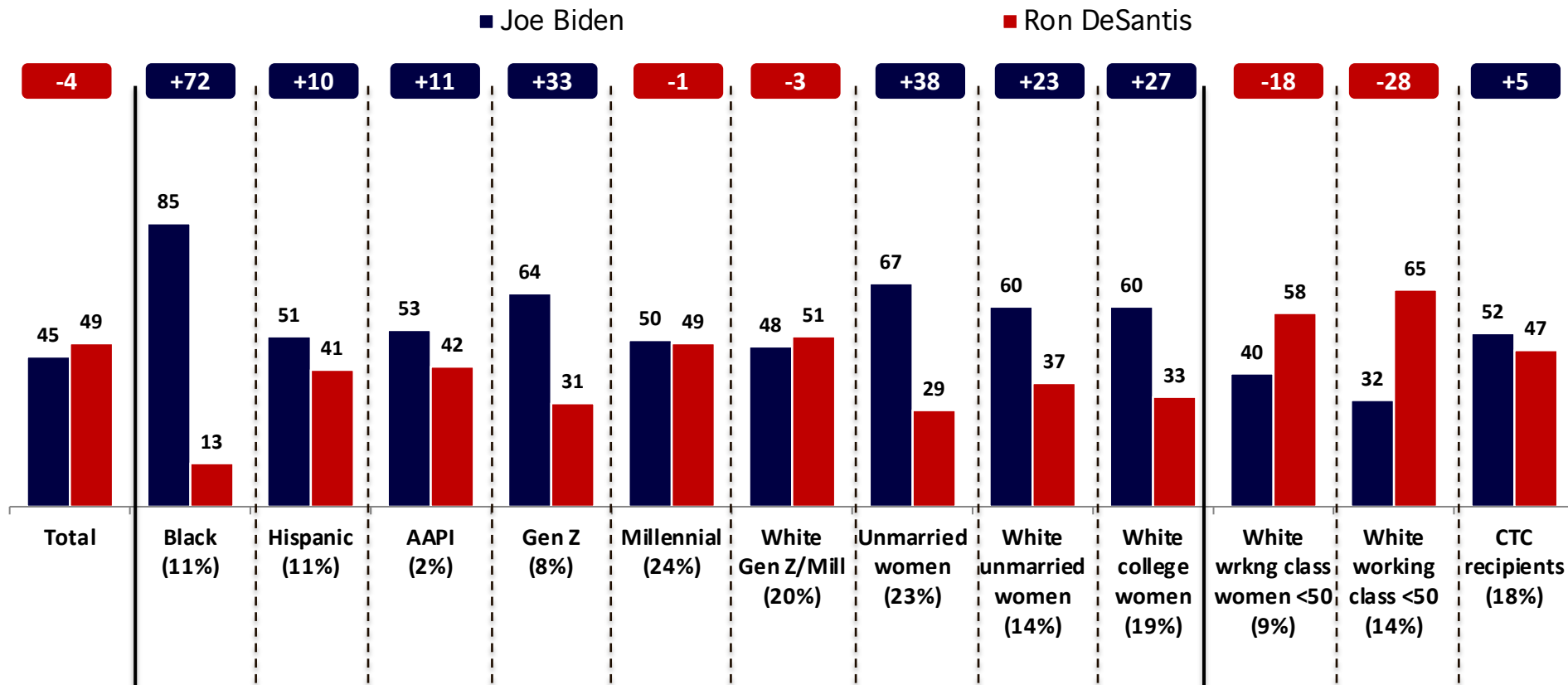
■ Donald Trump



Biden vs. DeSantis by key groups

Now, thinking far ahead to the election for President in November 2024. Will you vote for the Democratic candidate for President or the Republican candidate for President?

2024 BIDEN vs. DESANTIS PRESIDENTIAL VOTE



Biden loses to Trump by 2 points and by 4 to DeSantis. The contest spotlights emerging weakness among Hispanic voters.

Thinking again about the election for President in November 2024, will you vote for Democrat Joe Biden or Republican Donald Trump? How about Democrat Joe Biden or Republican Ron DeSantis?

Biden v. Trump 2024

■ Joe Biden

■ Donald Trump

-2

+13

46

48

55

42

Total

Hispanics
(11%)

Biden v. DeSantis 2024

■ Joe Biden

■ Ron DeSantis

-4

+10

45

49

51

41

Total

Hispanics
(11%)



CONTACT US



DEMOCRACY CORPS

655 15th Street NW
Floor 10
Washington, DC 20006

Phone: +1 202 499 6901

www.democracycorps.com

GREENBERG RESEARCH

655 15th Street NW
Floor 10
Washington, DC 20006

Phone: +1 202 478 8300

www.greenbergresearch.com

Page Gardner PSG CONSULTING

pagegardner@psgconsultingllc.com

Phone: +1 202-384-5721

www.psgconsulting.com

