



Winter/Spring 2021

Faculty Welcome Guide

Learn how CircleIn drives collaboration, keeps everyone connected, and reinforces positive study habits.



NSF Award Recipient

www.CircleInApp.com

Contents

➤ Why CircleIn

- Digital Learning Communities Drive Student Success
- Meeting Students Where They Are
- Hands-Off For Faculty

➤ What is CircleIn?

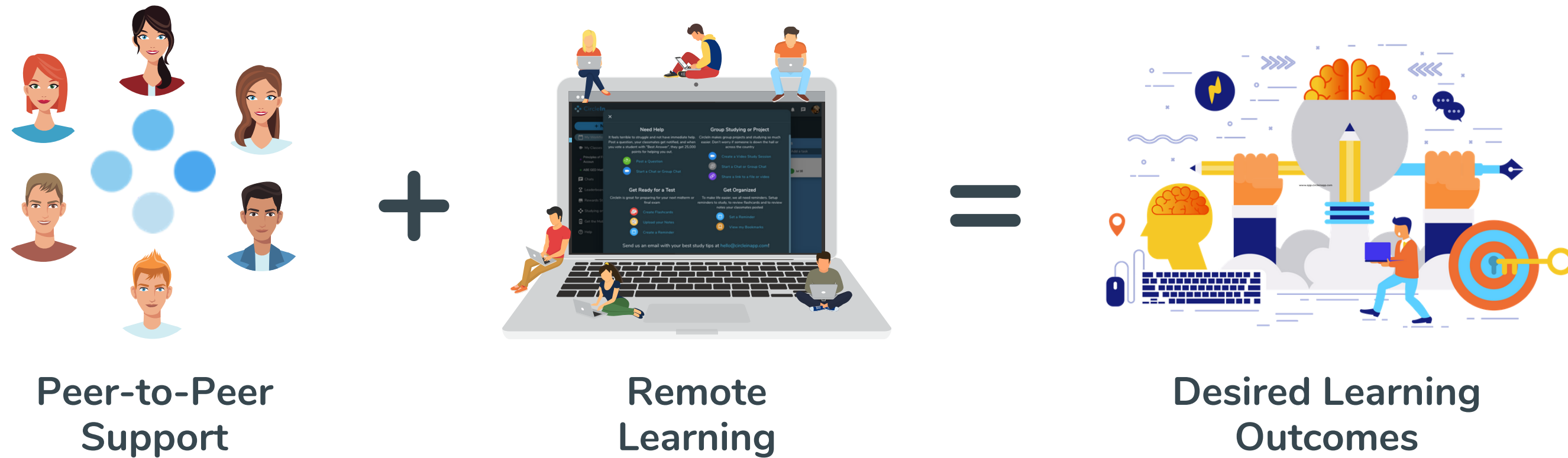
- Digital Collaboration + Studying Apps
- What Are Students Saying About CircleIn

➤ Getting Started

- Best Practices for Creating Awareness
- Student Login Instructions
- Bonus Material and Resources

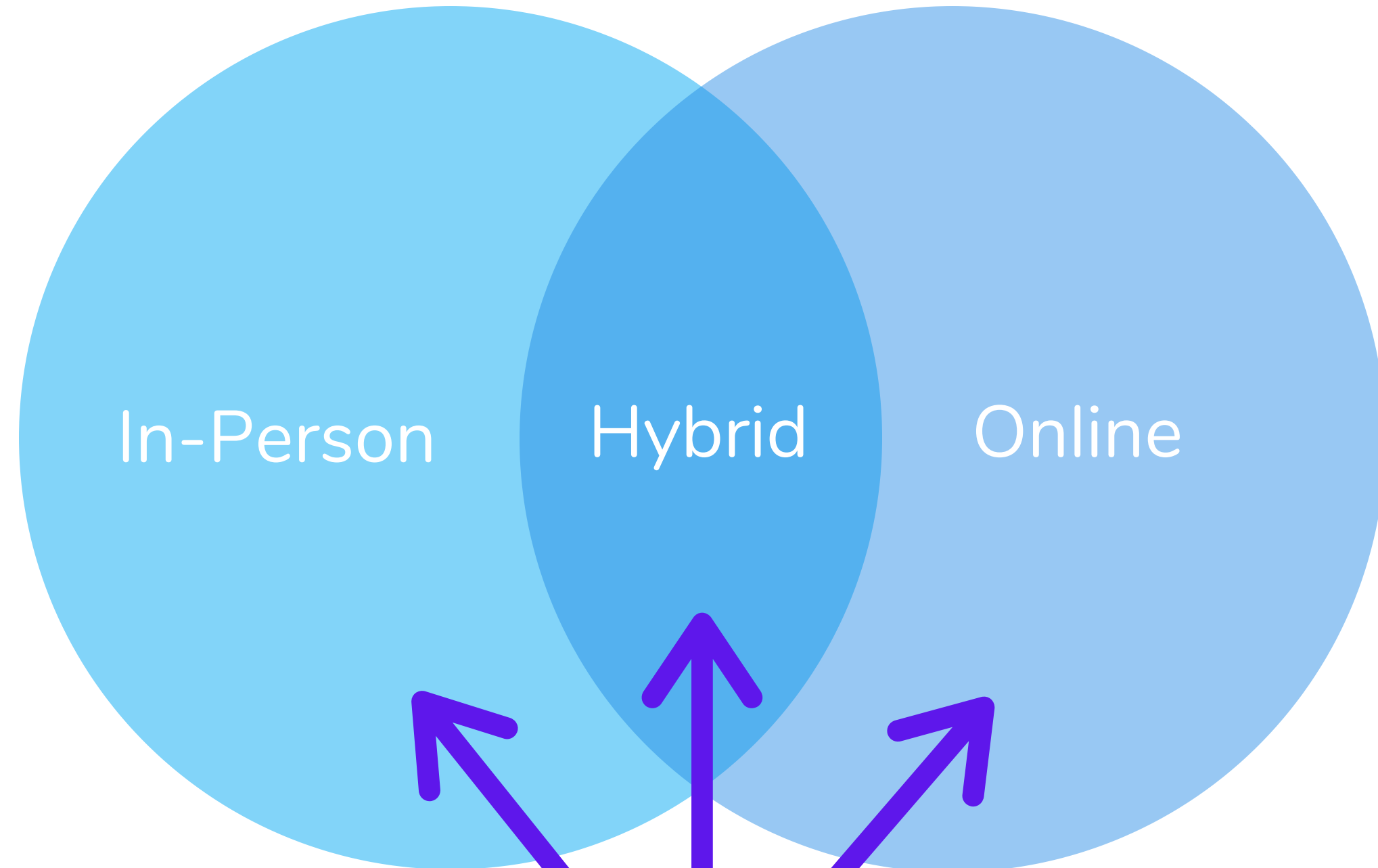


Student-Led & Digital Learning Communities Drive Student Success



CircleIn connects every student with their **classmates**. Students get the help they need from their peers which improves the development of **study skills, increase confidence, and drives student success.**

**Meeting
Students**



**Where They
Are**



Modernizing Studying



CircleIn is Student Led

Our student-centered model is peer driven and designed to be "hands-off" for faculty.



✓ Nothing for Faculty to Manage

That's right, once CircleIn is enabled for your class, we take care of the rest. Our NSF backed model focuses on peer-to-peer support and does not need to be managed or monitored by faculty. Students naturally collaborate and support each other, just like they would in a library or coffee shop.

What is CircleIn?

CircleIn is the place where students study remotely, where they collaborate, where they communicate, and where they stay productive. CircleIn creates the space for students to brainstorm together, just like they would on campus or at a friend's house.

Watched the lecture video again, I'm still lost...

Me, too. Help!!

Hey! I can help. I'm going over my notes, join the video call

Johnny Appleseed

25 views

Thanks! Share

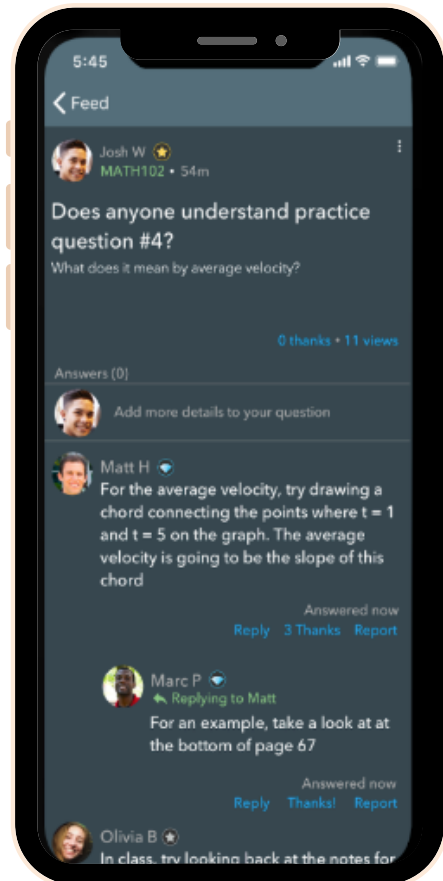
Just joined! Thanks so much.

OMG thanks, I'll be there too Johnny.

Digital Collaboration + Studying Apps that Drive Student Success

Students have access to a variety of studying apps and features all in one convenient place.

Ask Questions



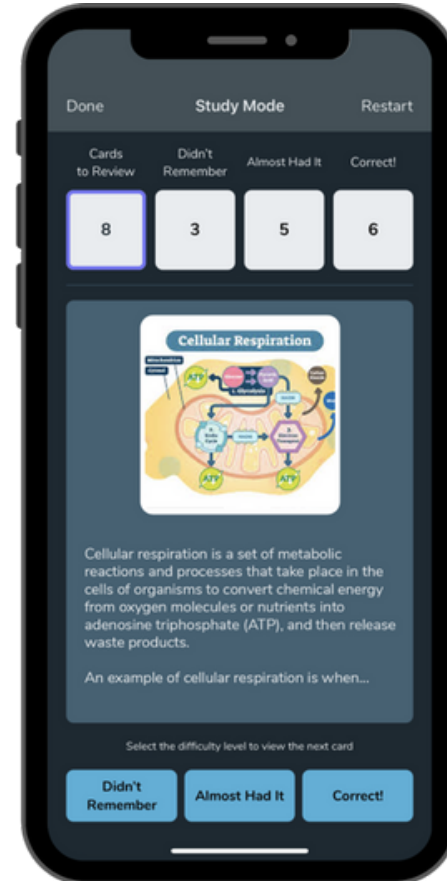
Students can easily connect with strong students or SI's to get the help they need

Share Resources




Students have access to top rated academic content and can save useful resources

Exam Prep



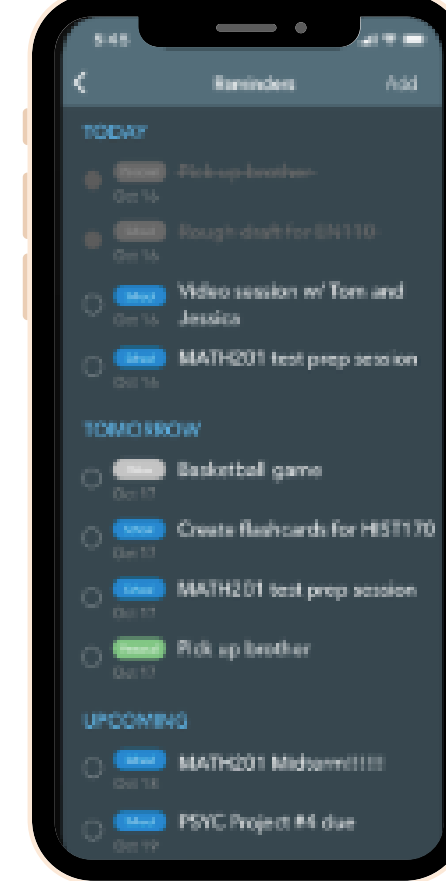
Multiple features that allow students to learn better and faster

Video Studying



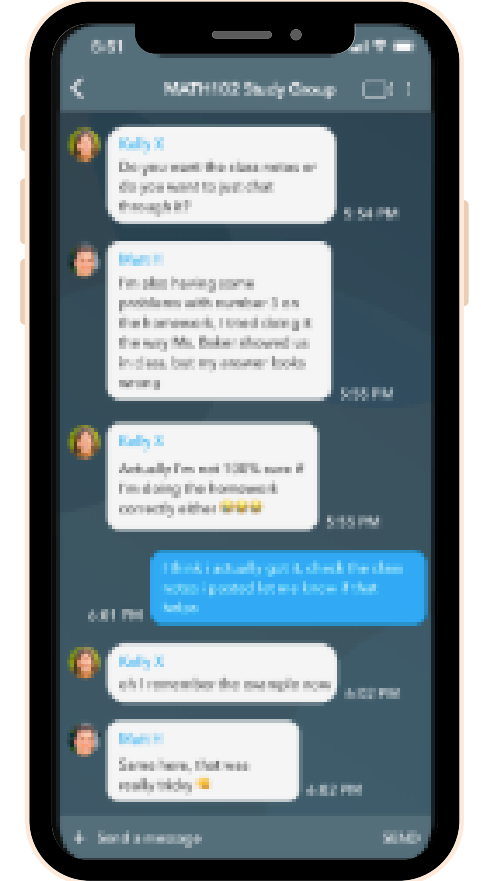
Live group video chats for deeper levels of support

Task Management



Study can easily manage all their assignments and projects

Study Groups



Auto-generated class group chats for every section. Unlimited study groups for topics or classes


We keep students

Connected

and

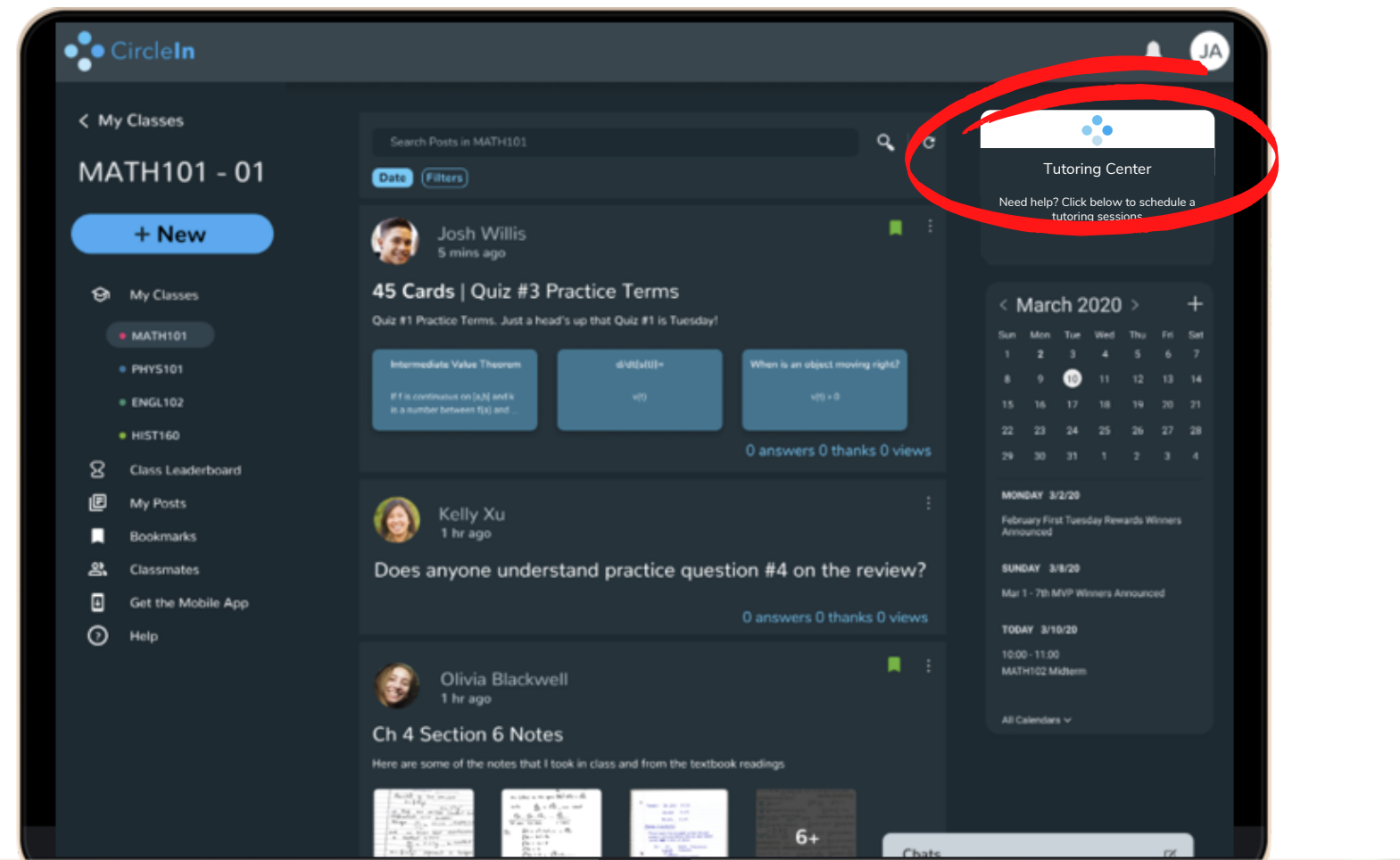
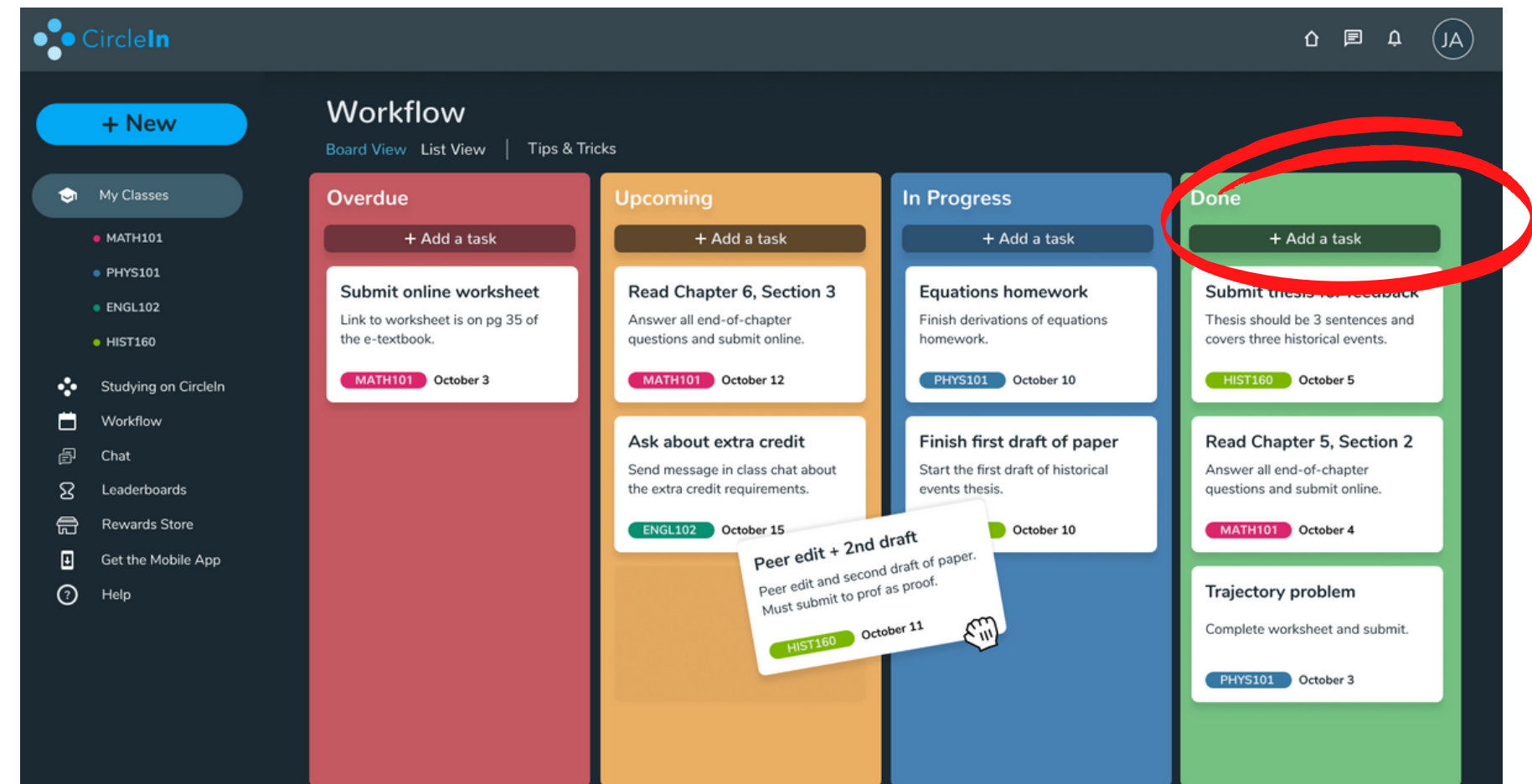
Engaged

Our NSF-backed model, utilizes gamification elements to empower students to stay productive, stay connected, and always get the help they need. CircleIn reinforces positive student study habits through a combination of intrinsic and extrinsic motivators.



Drive Productivity

Students are incentivized to organize their workflow and move tasks to "Done".

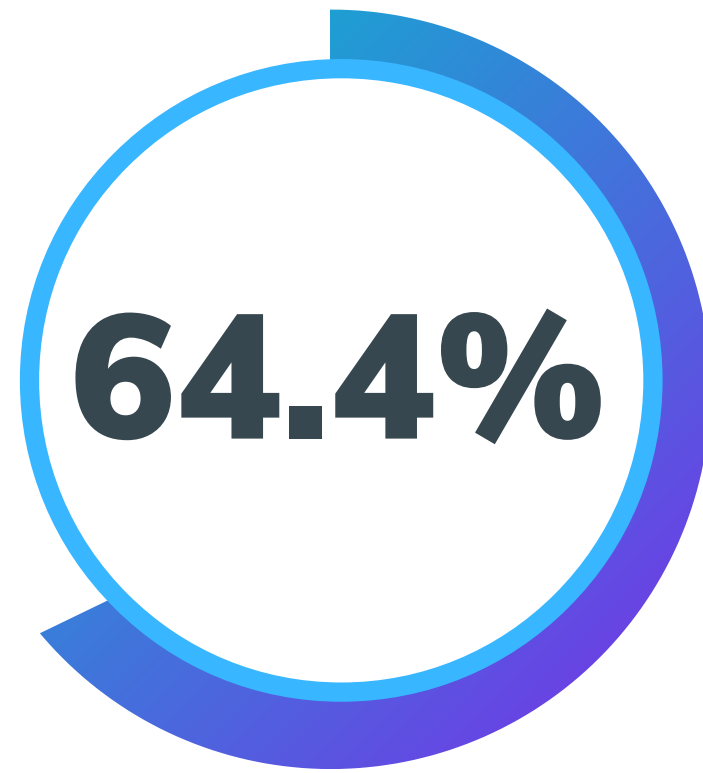


Expert Support

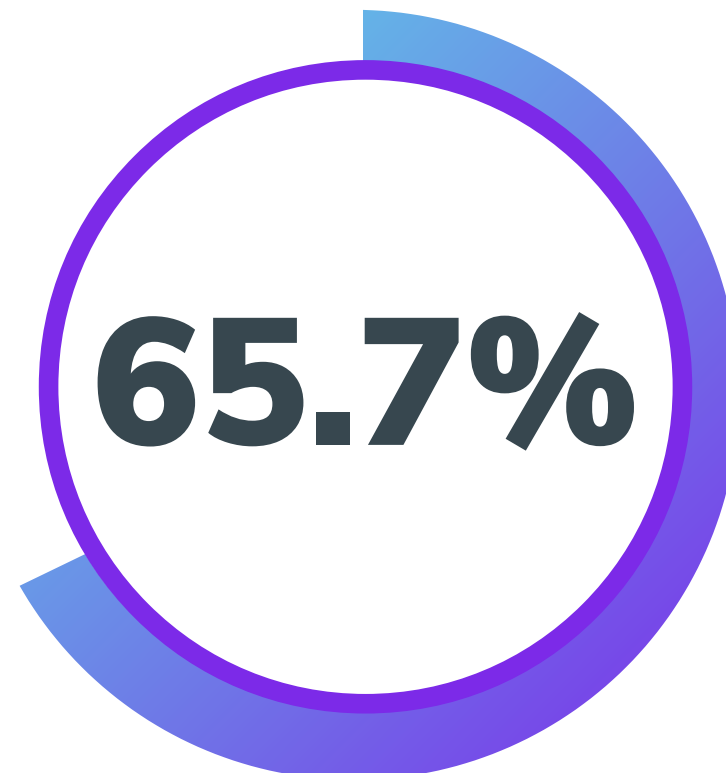
CircleIn promotes existing support services that your school currently offers where they can get additional support.



What Are Students Saying About CircleIn...



gain more confidence in their ability to pass their courses



of students experience an increase in productivity.



of students have recommended CircleIn to their classmates

click [here](#) to download the complete 2020 student report



Best Practices for Creating Awareness

1 Learn how CircleIn will support your students

- Ensure you and your students are able to get the most value of our CircleIn
- Understand how students will be engaging on CircleIn
- Learn how other faculty members are leveraging CircleIn to overcome specific challenges they are facing in their class(es)

Option 1: Learn at your own pace inside of your Faculty Hub

[Login To My Account](#)

OR

Option 2: Schedule a call with a success coach

[Schedule Now](#)

2 Announce CircleIn to your Students

Help your student get started by using multiple communication streams to make sure your students know they have access to CircleIn. See Resources for email template:

- Email Live Lecture
 LMS Announcements Office Hours

Faculty Pro Tip #1

Use the recommended resources below to announce CircleIn to your students

Faculty Pro Tip #2

Add CircleIn as a class assignment to encourage your students to download the app.

Recommended Resources for Creating Awareness

Sample Email or Announcement Template

Template you can use to help you introduce CircleIn to your students.

[Download Now](#)

Student Welcome Guide PDF

Introductory Welcome Packet for students. Email it directly or upload on Blackboard.

[Download Now](#)

Student 1-pager

Introductory student 1-pager that includes log in instructions and QR code

[Get Link](#)

Student Website

Short introductory video to CircleIn and an overview of the student experience

[Get Link](#)

Best Practices for Creating Awareness (Optional)

Schedule a Virtual Class Presentation

Click the link below and select a date and time for a CircleIn expert to do a powerful introduction of CircleIn directly to your students. (5-10 minutes)

[Schedule Now](#)



Details:

- 5-minute Virtual Introduction of CircleIn
- Review Login Instructions
- All students who login automatically get entered to win an Amazon Gift Card
- Student Q & A

Faculty Hub

[Go to Faculty Hub](#)

For Spring 2021, all faculty will have access to the CircleIn Faculty Hub. A website filled with all of the resources you need to announce CircleIn, create awareness, and keep your students engaged

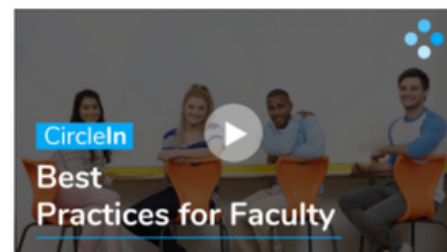
CIRCLEIN

FACULTY HUB

Learn more about your Spring 2021 toolkit of resources that will help you announce CircleIn and keep your students engaged.



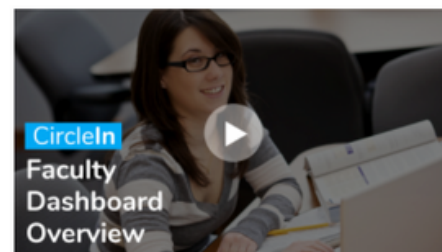
VIDEO KNOWLEDGE-BASE



CircleIn
Best Practices for Faculty

Getting Students to Download

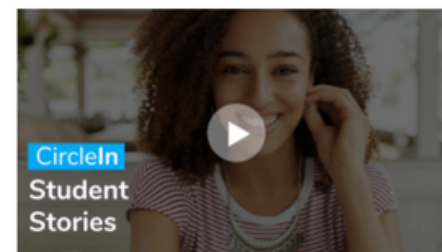
Learn the best practices that professors are using to encourage students to download CircleIn and stay engaged.



CircleIn
Faculty Dashboard Overview

Faculty Dashboard Overview

Learn how login to your dashboard and see how CircleIn is making student engagement transparent



CircleIn
Student Stories

What are students saying about CircleIn?

Listen to students from across the country sharing their stories.

YOUR TOOL KIT

Use the resources below to easily announce CircleIn to your students and help them stay connected and engaged this semester.

[ALL](#) [CIRCLEIN GUIDES](#) [1-PAGERS](#) [TEMPLATES](#) [ADDITIONAL RESOURCES](#)



Student Welcome Guide
CIRCLEIN GUIDES



Faculty Dashboard Guide
CIRCLEIN GUIDES



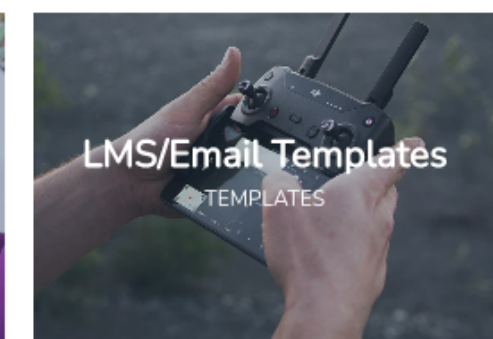
Student 1-Pager
1-PAGER



Faculty Welcome Guide
CIRCLEIN GUIDES



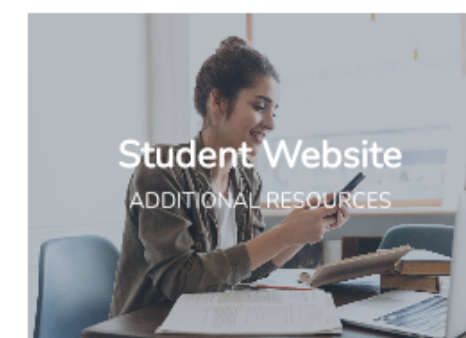
Faculty 1-Pager
1-PAGERS



LMS/Email Templates
TEMPLATES



Syllabus Template
TEMPLATES



Student Website
ADDITIONAL RESOURCES



Student Intro Video
ADDITIONAL RESOURCES



Winter/Spring 2021

We Are Here For You

If you have any questions or would like to request additional resources, [please click here to create a support ticket](#) or schedule a quick call by clicking [here](#).