




Home Fire Safety



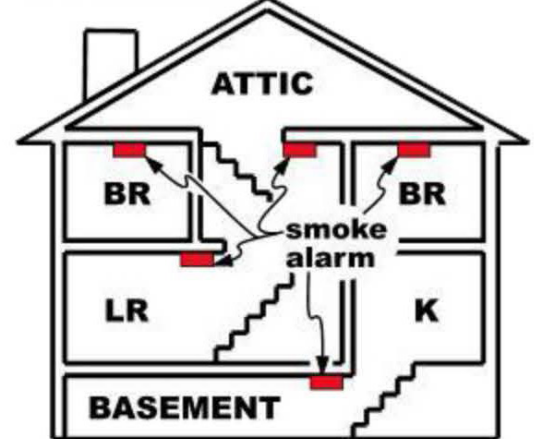
INSTALL SMOKE ALARMS:

- On every level of your home (including the basement)
- Inside and outside of sleeping areas

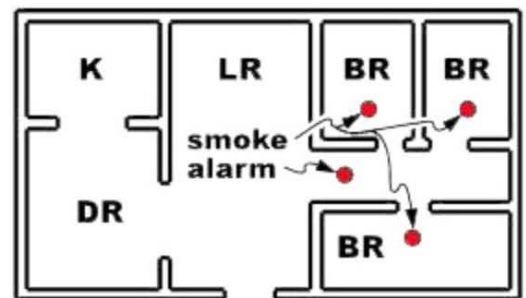
Don't forget to test each alarm monthly and replace them if they are over 10 years old!



MULTI-STORY



SINGLE LEVEL



In the event of a grease fire, slide the lid over the pan and turn off the burner. If the fire is large, just get out!



Never leave cooking unattended or cook while drowsy or impaired.



Do not smoke while in bed or laying down. If possible, never smoke inside.



Always use the recommended wattage light bulb for a light fixture.



Never smoke if medical oxygen is present.



Keep space heaters at least 3 feet away from anything flammable. Ensure they are turned off when leaving the room or going to bed.



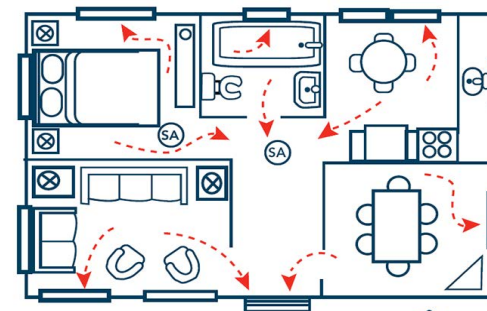
Never leave lit candles unattended. Consider switching to flameless!



Ensure that electrical cords do not run under rugs, they are not frayed and they are not the power supply for appliances.

How to make a home fire escape plan:

1. Make a map of your home. Show 2 ways out of every room if possible.
2. Make sure escape routes are free of clutter.
3. Check to see that doors & windows leading outside open easily.
4. Choose a meeting place outside the home where everyone knows to go in the event of a fire.
5. Practice your escape plan with everyone in your home.
6. When the alarm sounds, get low under the smoke & go quickly to your outside meeting place.
7. Close doors behind you to contain the fire & keep it from spreading.
8. Call 911 from outside the home.
9. Once out, do NOT go back into a burning building.



Meeting Place



www.tn.gov/fire

615-350-6443



Department of Commerce and Insurance, Authorization No. 335553. 10,000 copies, November 2020. This public document was promulgated at a cost of \$0.13 per copy.