

Generation Respect!



Practical Activities and Applications to Learn

ALL about RESPECT!

Created by: Beverly Gonzalez

Name: _____ Date_____

RESPECT

Treat others as you would want to be treated. Treat people with dignity, making sure to value their opinions and thoughts.

Imagine that a few youngsters have mistreated a boy by calling him names and dismissing his request to join a game. Write a few short sentences telling how you would have treated the boy with respect. Use the words in the box to help you formulate ideas.

kindness

friendly

considerate

patient

kind

appreciate

like

loyalty

generous

support

appreciate

leadership

generosity

compassion

caring

integrity

Unscramble the RESPECTFUL words.

1. ndifrely

2. raignc

3. yotlaly

4. nietapt

5. gyritenit



Read the clues, then write the words.

Start at the bottom and climb to the top.

RESPECT!

Take away one
letter and add
two letters.

What do you do
when something
is lost?

Change one
letter.

The opposite of
mean
is _____.

Take away two
vowels and
replace it with a
different one.

This is another
word for a
container

Change one
letter.

This rhymes
with mean and
you can eat it
with rice.

M E A N

Name: _____

Date: _____

RESPECT-BUILD A SENTENCE

Build your own sentence about respect by filling in the chart using the words and phrases from the bottom of the page.

Who	Action	What	Where	Why

The baker	helped	a bulletin board	across the street	for demonstrating respect.
The teacher	picked up	his customers	from the floor in school	to be considerate.
Students	invited	trash	to the bakery	to show kindness.
Bill	created	an award	in the classroom	displaying which students show respect.
Jimmy	received	a lady	in the auditorium	to sample cookies as his appreciation.

Name: _____

Date: _____

Solve the code and see how you can be more respectful.
Good Luck!

A	B	C	D	E	F	G	H	I	J	K	L	M	N
1	2	3	4	5	6	7	8	9	10	11	12	13	14

O	P	Q	R	S	T	U	V	W	X	Y	Z
15	16	17	18	19	20	21	22	23	24	25	26

—	—	—	—	—	—	—	—	—	—	—	—
2	5	18	5	19	16	5	3	20	6	21	12

—	—	—	—	—	—	—	—	—	—	—	—	
20	15	2	5	18	5	19	16	5	3	20	5	4

Name: _____

Date: _____

Recipe for Respect

Use the character traits in the box to create a great recipe for respect.

kindness

compassion

loyalty

support

tolerance

consideration

generosity

friendship

integrity

patience

appreciation

leadership

Choose the tools you will use for your recipe and make sure to measure the character traits just right!



2 heaping cups of
a heart full of

a dash of
a sprinkle of

½ a tablespoon of
a mind full of

Name: _____

Date: _____

RESPECTFUL WORD SORT

Directions: Write a synonym and antonym for each word. Choose the best words from the word box below.

Word Box

incapacity	allegiance	disgrace
charitableness	honesty	undependability
coldness	gratitude	initiative
concern	greed	criticism

SYNONYM	WORD	ANTONYM
	appreciation	
	compassion	
	generosity	
	integrity	
	leadership	
	loyalty	
	patience	

Name: _____

Date: _____

RESPECT GENERATOR

Directions: Use a dictionary to define each character trait word and build a sentence.

Word	Meaning	Sentence
appreciation		
compassion		
friendship		
generosity		
integrity		
loyalty		
tolerance		

Name: _____

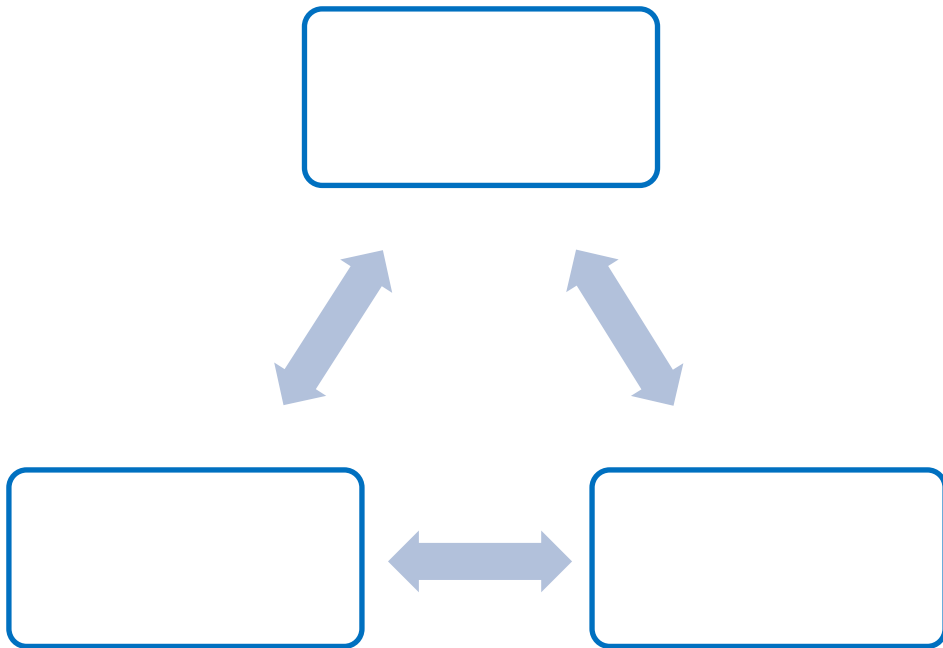
Date: _____

COMMUNITY OF RESPECT

Directions: Fill in the web by writing one word or phrase about how each community helper demonstrates RESPECT for others.



Nurse



Write one sentence about how a nurse demonstrates RESPECT and one sentence about how you can express appreciation to this community helper.

1. _____

2. _____


Name: _____

Date: _____

COMMUNITY OF RESPECT



Firefighter



Write one sentence about how a nurse demonstrates RESPECT and one sentence about how you can express appreciation to this community helper.

1. _____

2. _____

Name: _____

Date: _____

COMMUNITY OF RESPECT



Police Officer



Write one sentence about how a nurse demonstrates RESPECT and one sentence about how you can express appreciation to this community helper.

1. _____

2. _____

Name: _____

Date: _____

COMMUNITY OF RESPECT



Teacher



Write one sentence about how a nurse demonstrates RESPECT and one sentence about how you can express appreciation to this community helper.

1. _____

2. _____


Name: _____

Date: _____

AN ATTITUDE OF GRATITUDE


Directions: List things and people in your school and personal life for which you are grateful. Your personal life includes people in your family and/or community (e.g. club, parish, church)

PEOPLE IN SCHOOL



A yellow notepad with a blue paperclip and a white label that says "School". The notepad is placed on a set of blue horizontal lines, with a red vertical line to its right.

PEOPLE IN MY PERSONAL LIFE



A yellow notepad with a blue paperclip and a white label that says "Personal". The notepad is placed on a set of blue horizontal lines, with a red vertical line to its right.

Write 2 people from your list and write one reason you appreciate this person.

SCHOOL

1. _____

2. _____

PERSONAL

1. _____

2. _____

Name: _____

Date: _____

YOU MAKE A DIFFERENCE

Demonstrating appreciation or gratitude towards someone is an effective way to validate a person. To validate someone is an excellent way to show your respect for that person. You can show appreciation to a person in many different ways. Think about what you can do for one of your family members that will show that person that you appreciate him/her. Below you will find coupons you can fill in. Tell the person that he/she can redeem the coupon at any time.

Appreciation Coupons

Examples of things you can do to show appreciation: (**give away two compliments for the day, give away two hugs, cook a meal for the person, draw a picture, write a sentence about your love for the person**)

This coupon is good for

.....

.....

.....

.....

.....

This coupon is good for

.....

.....

.....

.....

.....

This coupon is good for

.....

.....

.....

.....

.....

This coupon is good for

.....

.....

.....

.....

.....

Name: _____

Date: _____

JARS OF GOALS

Demonstrating **RESPECT** should become a habit for us. Something we do consistently. It should be part of who we are. In order to develop good habits, establishing some goals will set a pathway to displaying a good, healthy character.


Directions: Think about the goals below and decide which goal goes into each of the labeled jars. Cut out the goals and glue it in the appropriate jar in the following pages. Reflect on each goal and make it a priority to reach it! Good Luck and have fun!

To be helpful	To be more giving	To follow directions better
To do my homework	To be kind to others	To learn to sing
To be a better basketball player	To get better grades	To make new friends
To become better at math	To be respectful to elders	To eat healthier foods
To exercise more often	To follow the school expectations	To take turns when speaking
To be an artist	To have a better attitude	To stay focused and on task
To be a better sibling	To improve my reading skills	To learn to be a better gamer

Name: _____

Date: _____


Academic Goals



Name: _____

Date: _____


Social Goals



Name: _____

Date: _____

Personal Goals



Name: _____

Date: _____

MATCH THE CHARACTER TRAIT TO ITS DEFINITION

Directions: Match the definition to the correct word. Place the letters on the appropriate space.

1. appreciate _____

a. the trait of being willing to give of your time or money

2. compassion _____

b. an attitude to allow others freedom of choice and behavior

3. friendship _____

c. feelings of allegiance; feelings of faithfulness

4. generosity _____

d. to keep someone from weakening or failing

5. integrity _____

e. readiness to begin or to start up new responsibilities

6. initiative _____

f. having the strength to act justly and honestly

7. loyalty _____

g. feelings of trust and affection between two people

8. support _____

h. a deep awareness of and sympathy for another's suffering

9. tolerance _____

i. recognize with gratitude; to be grateful

Answer Keys

UNSCRAMBLE:

1. friendly
2. caring
3. loyalty
4. patient
5. integrity

CHARACTER LADDER:

Bottom to top:

Mean

Bean

Bin

Find

Kind

SECRET CODE:

Be respectful to be respected

MATCH THE CHARACTER TRAIT TO ITS DEFINITION:

1. i
2. h
3. g
4. a
5. f
6. e
7. c
8. d
9. b

Dear Customer,

Thank you for purchasing this activity. I am pleased to serve you! Please feel free to take a look at more activities and lessons at my TPT store.

View my profile on :

<http://www.teacherspayteachers.com/Store/Beverly-Gonzalez>

Graphics Credit:



Graphics also by [Cupcake Cutiees@MYGRAFICO.COM](mailto:CupcakeCutiees@MYGRAFICO.COM)

Microsoft Clipart

Regards,

B. Gonzalez